

Q1 What school does your child currently attend?

Answered: 126 Skipped: 0



EIPS Parent Survey 2018-19



EIPS Parent Survey 2018-19

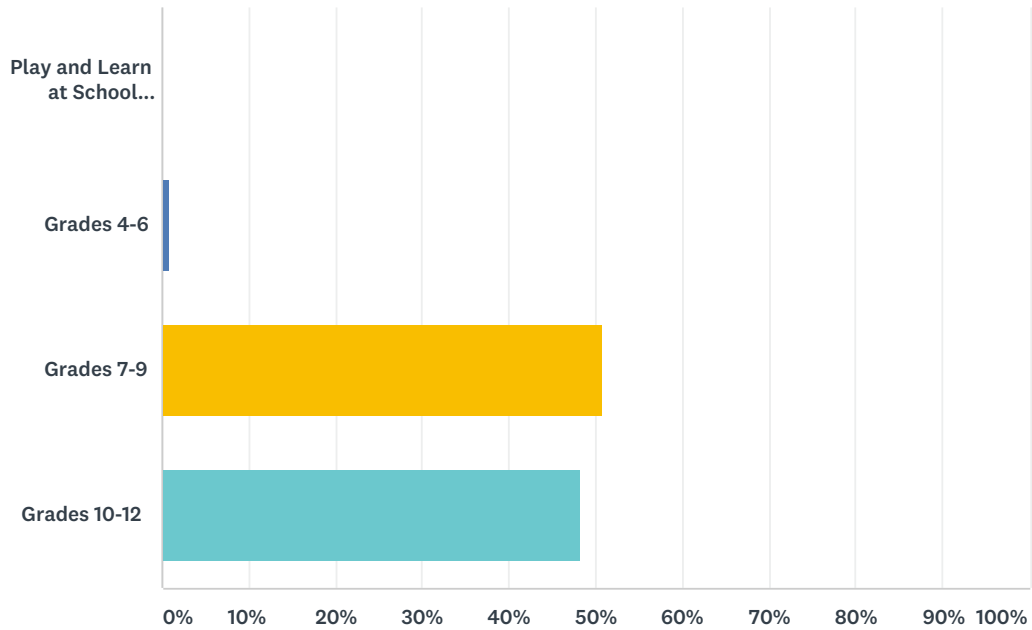
ANSWER CHOICES	RESPONSES	
A.L. Horton Elementary	0.00%	0
Andrew School	0.00%	0
Ardrossan Elementary	0.00%	0
Ardrossan Junior Senior High	100.00%	126
Bev Facey Community High	0.00%	0
Brentwood Elementary	0.00%	0
Bruderheim School	0.00%	0
Clover Bar Junior High	0.00%	0
Davidson Creek Elementary	0.00%	0
École Campbelltown	0.00%	0
École Parc Élémentaire	0.00%	0
F.R. Haythorne Junior High	0.00%	0
Fort Saskatchewan Christian	0.00%	0
Fort Saskatchewan Elementary	0.00%	0
Fort Saskatchewan Senior High	0.00%	0
Fultonvale Elementary Junior High	0.00%	0
Glen Allan Elementary	0.00%	0
James Mowat Elementary	0.00%	0
Lakeland Ridge	0.00%	0
Lamont Elementary	0.00%	0
Lamont High	0.00%	0
Mills Haven Elementary	0.00%	0
Mundare School	0.00%	0
Next Step/Outreach	0.00%	0
Pine Street Elementary	0.00%	0
Rudolph Hennig Junior High	0.00%	0
Salisbury Composite High	0.00%	0
Sherwood Heights Junior High	0.00%	0
SouthPointe School	0.00%	0
Strathcona Christian Academy Elementary	0.00%	0
Strathcona Christian Academy Secondary	0.00%	0
Uncas Elementary	0.00%	0
Vegreville Composite High	0.00%	0
Wes Hosford Elementary	0.00%	0

EIPS Parent Survey 2018-19

Westboro Elementary	0.00%	0
Win Ferguson Elementary	0.00%	0
Woodbridge Farms Elementary	0.00%	0
Wye Elementary	0.00%	0
TOTAL		126

Q2 What grade is your child currently in?

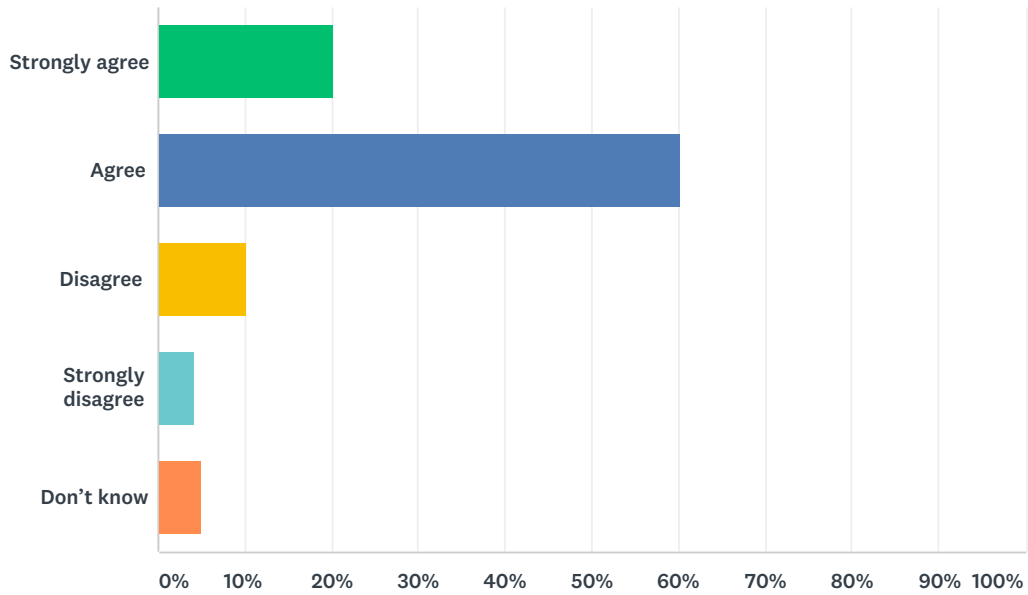
Answered: 126 Skipped: 0



ANSWER CHOICES	RESPONSES	
Play and Learn at School (PALS)KindergartenGrades 1-3	0.00%	0
Grades 4-6	0.79%	1
Grades 7-9	50.79%	64
Grades 10-12	48.41%	61
TOTAL		126

Q3 My child's individual needs are met.

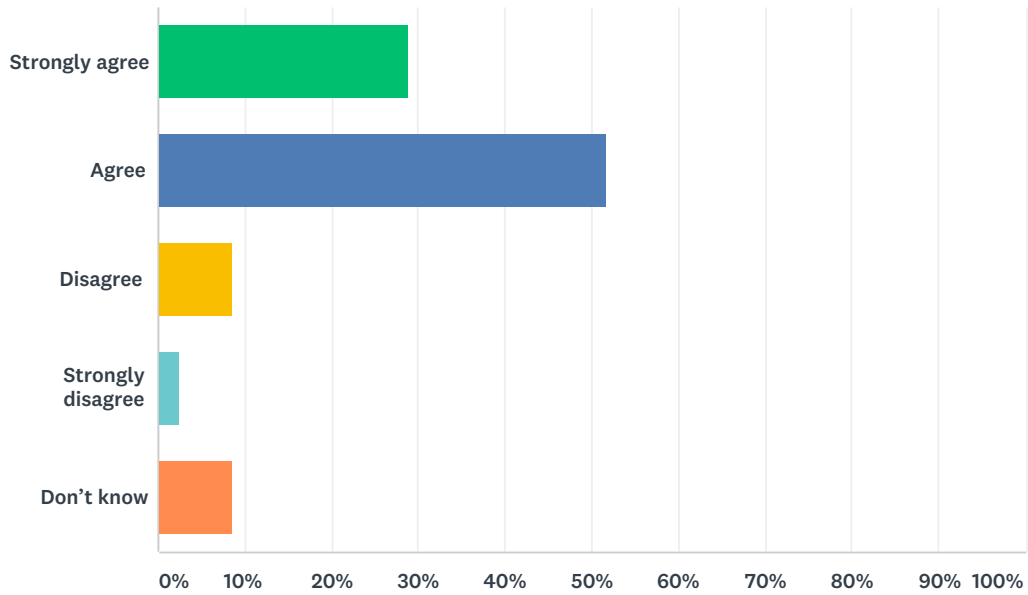
Answered: 118 Skipped: 8



ANSWER CHOICES	RESPONSES	
Strongly agree	20.34%	24
Agree	60.17%	71
Disagree	10.17%	12
Strongly disagree	4.24%	5
Don't know	5.08%	6
TOTAL		118

Q4 My child is encouraged at school to do his or her best.

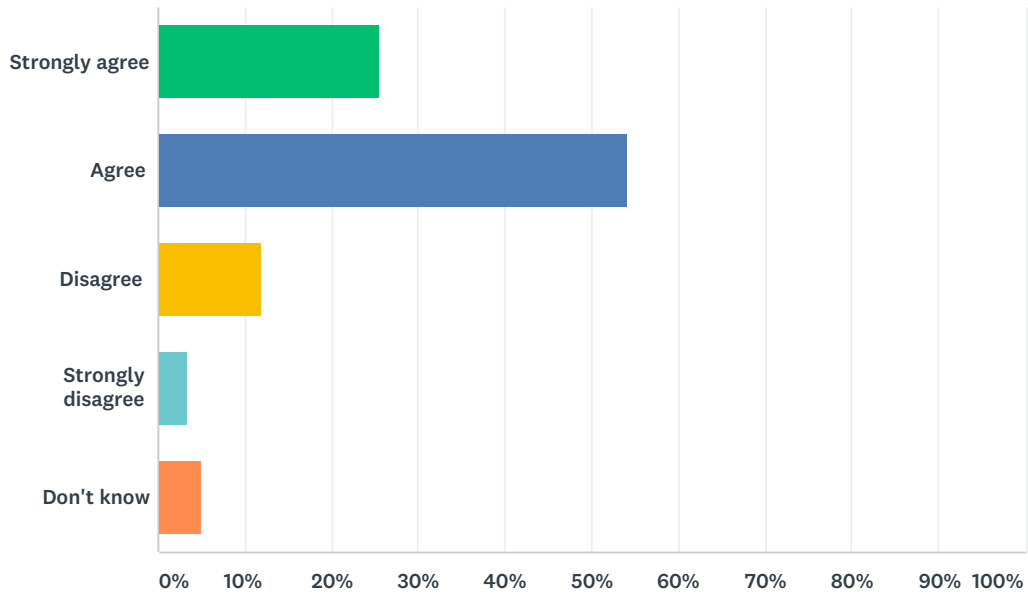
Answered: 118 Skipped: 8



ANSWER CHOICES	RESPONSES	
Strongly agree	28.81%	34
Agree	51.69%	61
Disagree	8.47%	10
Strongly disagree	2.54%	3
Don't know	8.47%	10
TOTAL		118

Q5 My child is demonstrating growth in literacy.

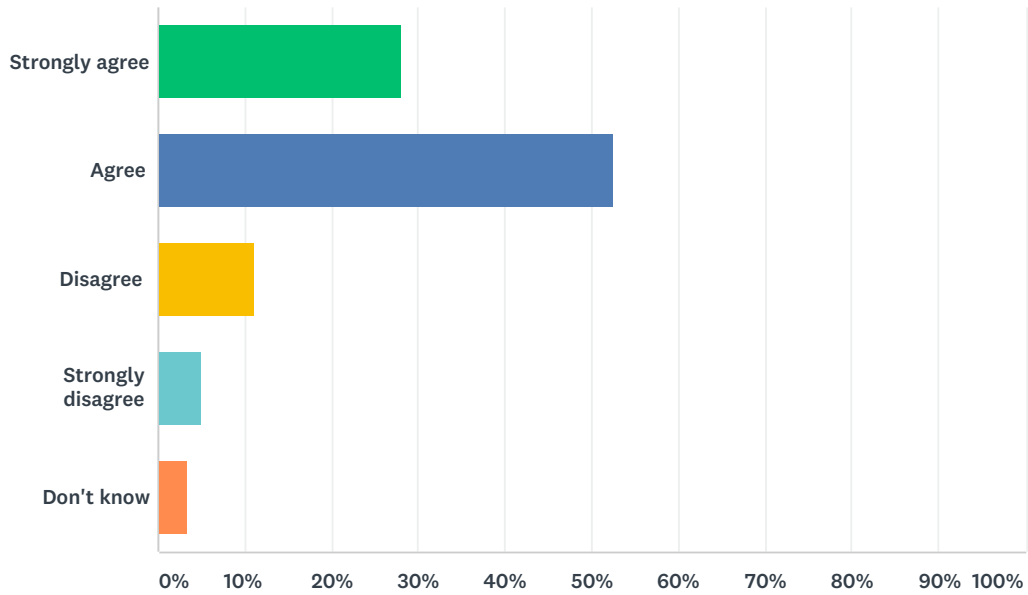
Answered: 118 Skipped: 8



ANSWER CHOICES	RESPONSES	
Strongly agree	25.42%	30
Agree	54.24%	64
Disagree	11.86%	14
Strongly disagree	3.39%	4
Don't know	5.08%	6
TOTAL		118

Q6 My child is demonstrating growth in numeracy.

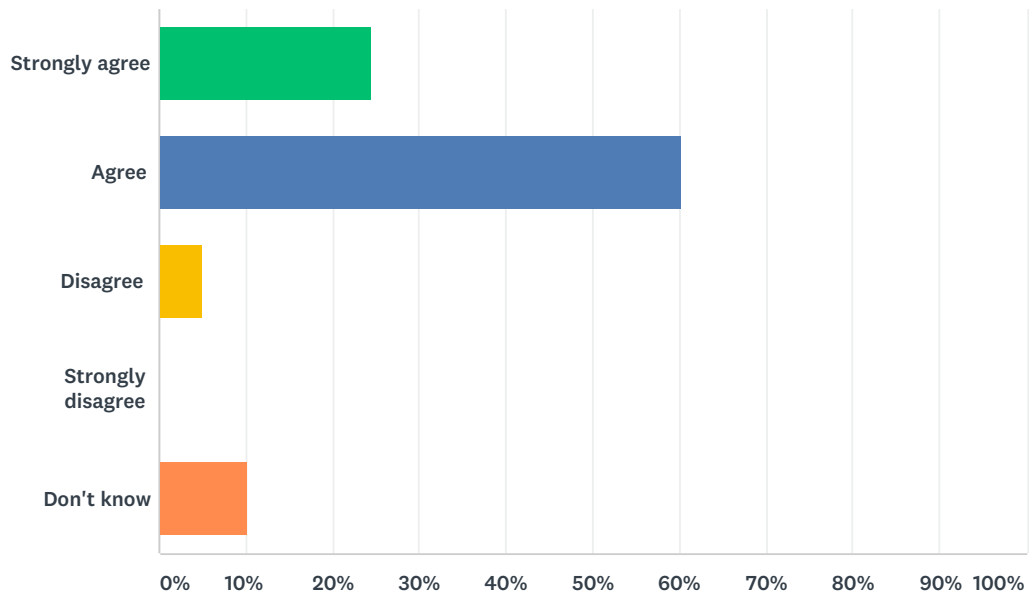
Answered: 118 Skipped: 8



ANSWER CHOICES	RESPONSES	
Strongly agree	27.97%	33
Agree	52.54%	62
Disagree	11.02%	13
Strongly disagree	5.08%	6
Don't know	3.39%	4
TOTAL		118

Q7 My child has an understanding of First Nations, Métis and Inuit culture and history.

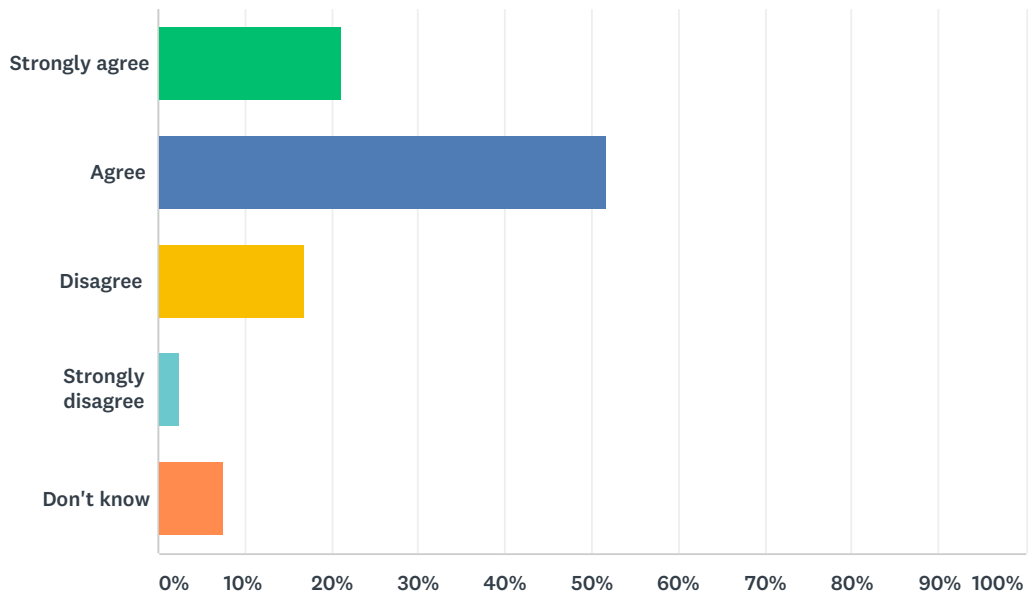
Answered: 118 Skipped: 8



ANSWER CHOICES	RESPONSES	
Strongly agree	24.58%	29
Agree	60.17%	71
Disagree	5.08%	6
Strongly disagree	0.00%	0
Don't know	10.17%	12
TOTAL		118

Q8 My child is being taught knowledge, skills and attitudes necessary to be successful in life.

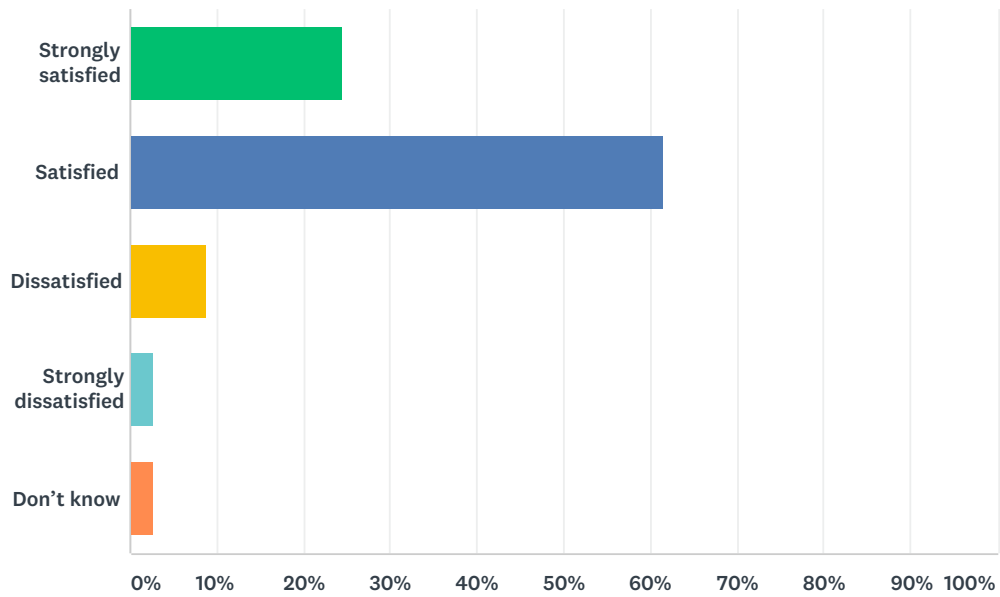
Answered: 118 Skipped: 8



ANSWER CHOICES	RESPONSES	
Strongly agree	21.19%	25
Agree	51.69%	61
Disagree	16.95%	20
Strongly disagree	2.54%	3
Don't know	7.63%	9
TOTAL		118

Q9 How satisfied are you with the quality of education your child is receiving at his or her school?

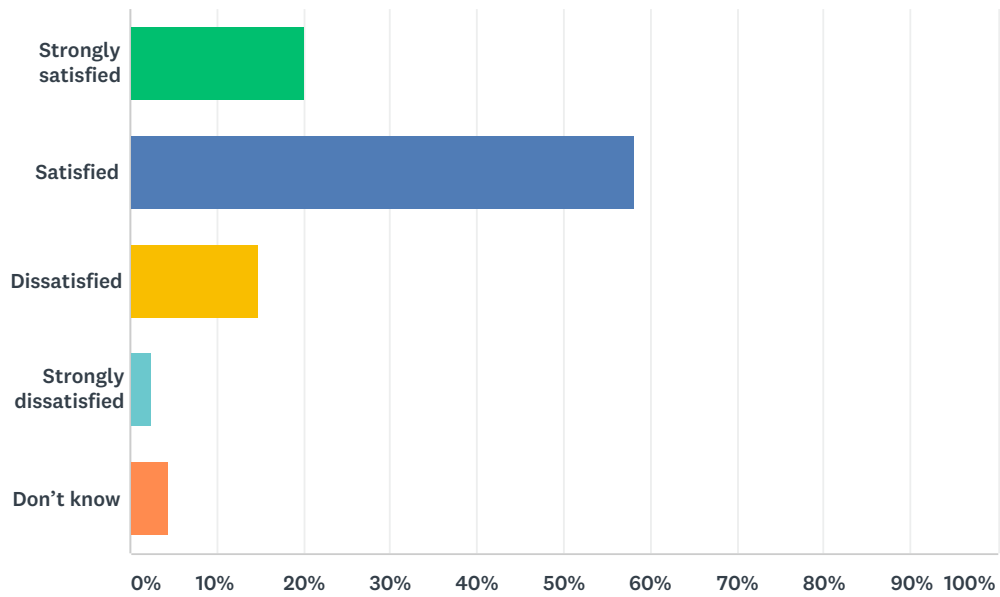
Answered: 114 Skipped: 12



ANSWER CHOICES	RESPONSES	
Strongly satisfied	24.56%	28
Satisfied	61.40%	70
Dissatisfied	8.77%	10
Strongly dissatisfied	2.63%	3
Don't know	2.63%	3
TOTAL		114

Q10 How satisfied are you with the quality of teaching at your child's school?

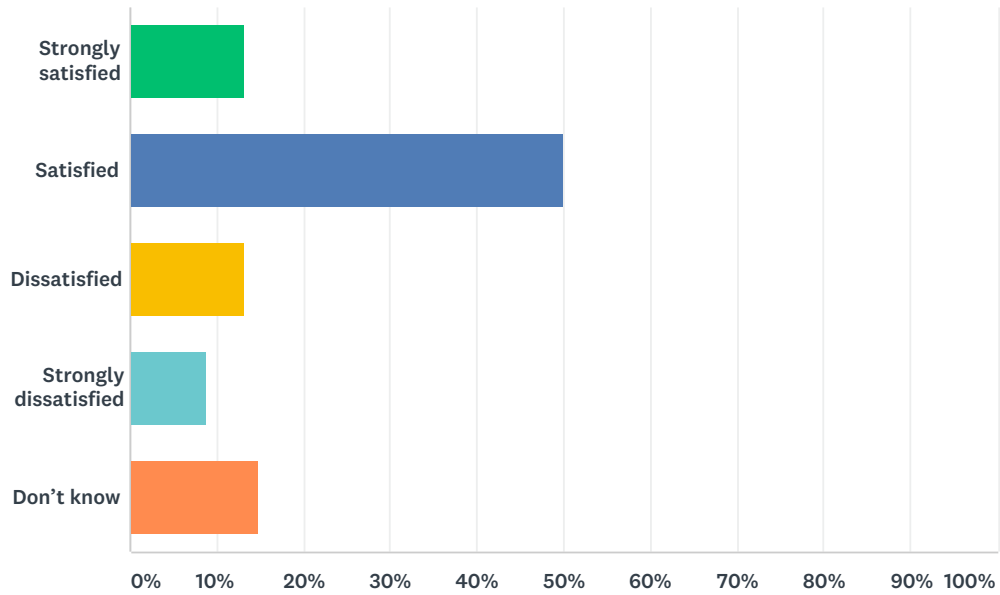
Answered: 115 Skipped: 11



ANSWER CHOICES	RESPONSES	
Strongly satisfied	20.00%	23
Satisfied	58.26%	67
Dissatisfied	14.78%	17
Strongly dissatisfied	2.61%	3
Don't know	4.35%	5
TOTAL		115

Q11 How satisfied are you with the leadership in your child's school?

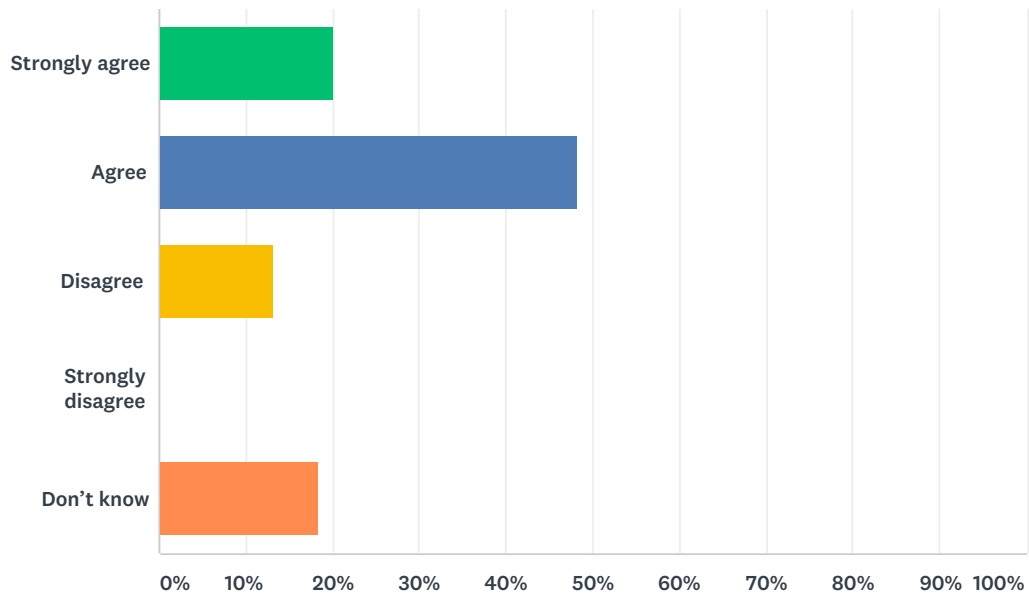
Answered: 114 Skipped: 12



ANSWER CHOICES	RESPONSES	
Strongly satisfied	13.16%	15
Satisfied	50.00%	57
Dissatisfied	13.16%	15
Strongly dissatisfied	8.77%	10
Don't know	14.91%	17
TOTAL		114

Q12 The rights and responsibilities of citizenship are reinforced in my child's school.

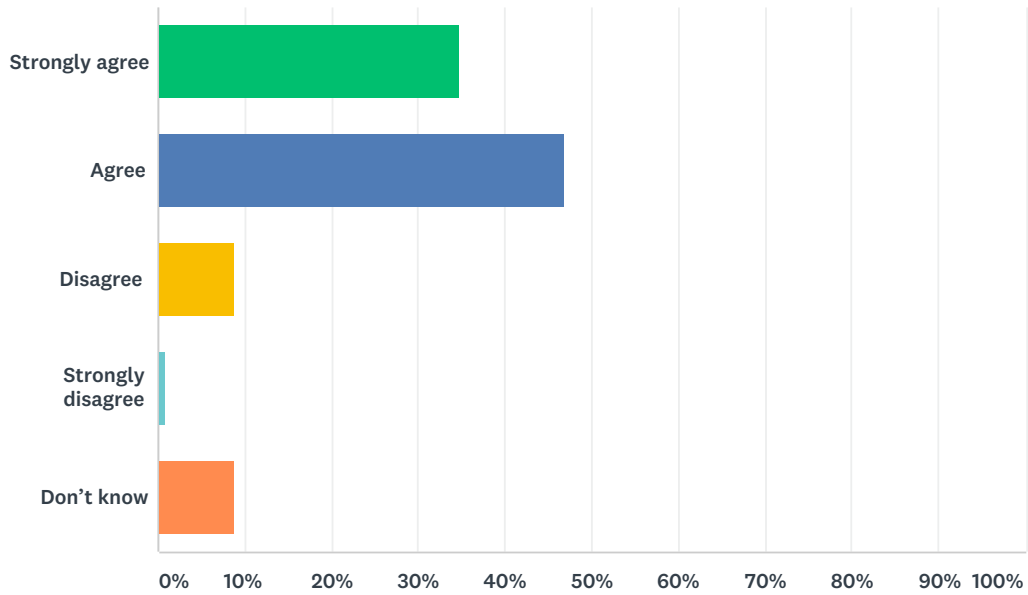
Answered: 114 Skipped: 12



ANSWER CHOICES	RESPONSES	
Strongly agree	20.18%	23
Agree	48.25%	55
Disagree	13.16%	15
Strongly disagree	0.00%	0
Don't know	18.42%	21
TOTAL		114

Q13 The school staff care about my child.

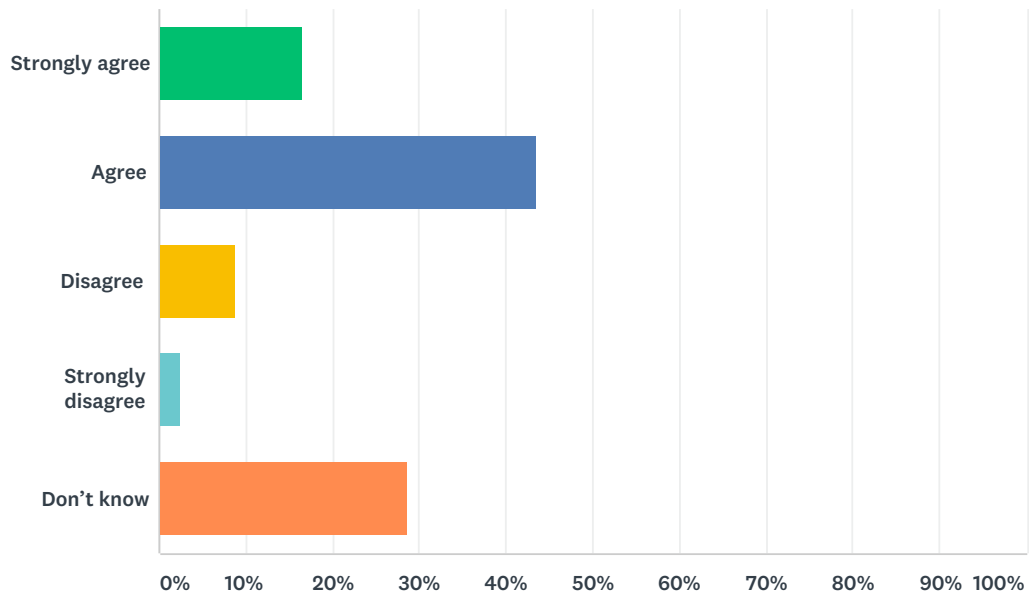
Answered: 115 Skipped: 11



ANSWER CHOICES	RESPONSES	
Strongly agree	34.78%	40
Agree	46.96%	54
Disagree	8.70%	10
Strongly disagree	0.87%	1
Don't know	8.70%	10
TOTAL		115

Q14 Discipline is handled in a fair and reasonable manner in my child's school.

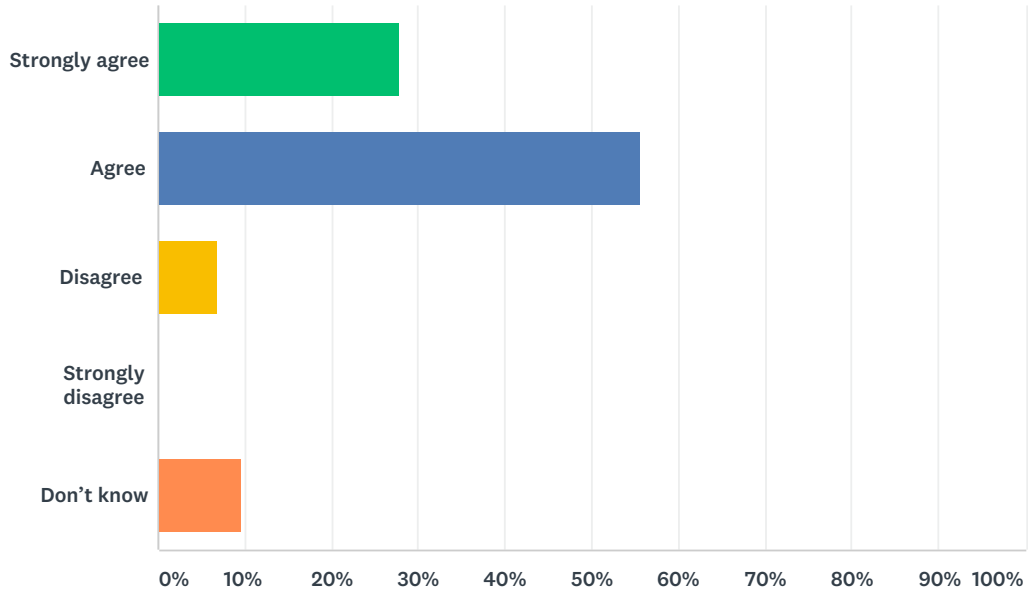
Answered: 115 Skipped: 11



ANSWER CHOICES	RESPONSES	
Strongly agree	16.52%	19
Agree	43.48%	50
Disagree	8.70%	10
Strongly disagree	2.61%	3
Don't know	28.70%	33
TOTAL		115

Q15 My child's school is safe.

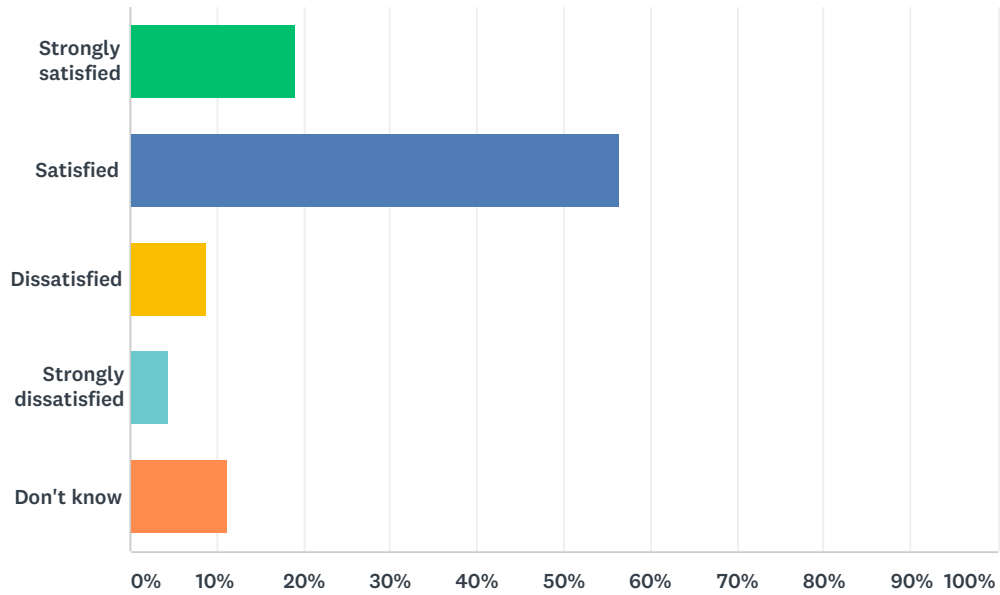
Answered: 115 Skipped: 11



ANSWER CHOICES	RESPONSES	
Strongly agree	27.83%	32
Agree	55.65%	64
Disagree	6.96%	8
Strongly disagree	0.00%	0
Don't know	9.57%	11
TOTAL		115

Q16 How satisfied are you with the resources available to support your child's learning?

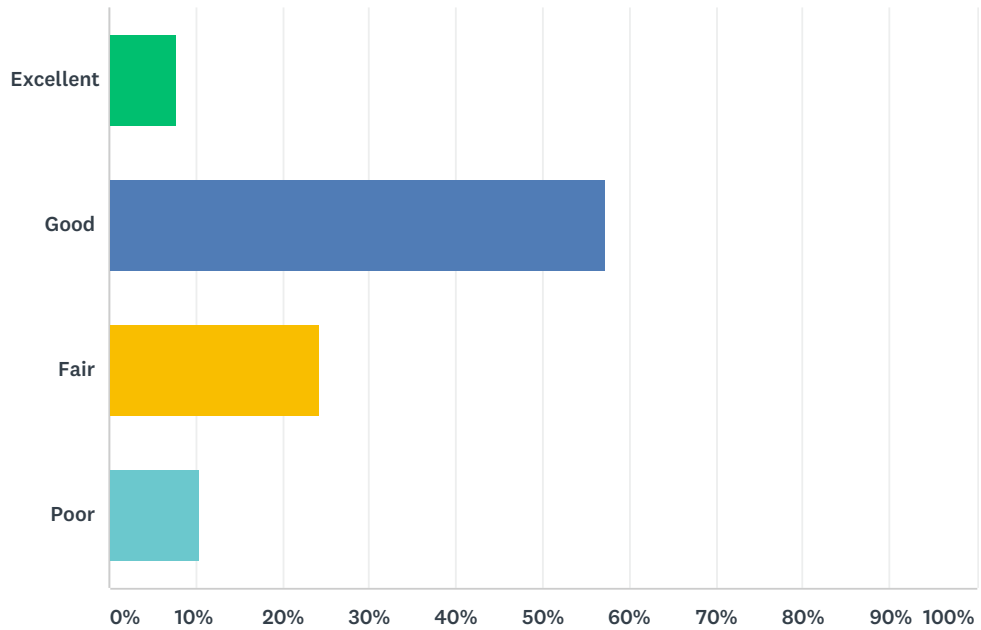
Answered: 115 Skipped: 11



ANSWER CHOICES	RESPONSES	
Strongly satisfied	19.13%	22
Satisfied	56.52%	65
Dissatisfied	8.70%	10
Strongly dissatisfied	4.35%	5
Don't know	11.30%	13
TOTAL		115

Q17 How would you rate the physical condition of your child's school?

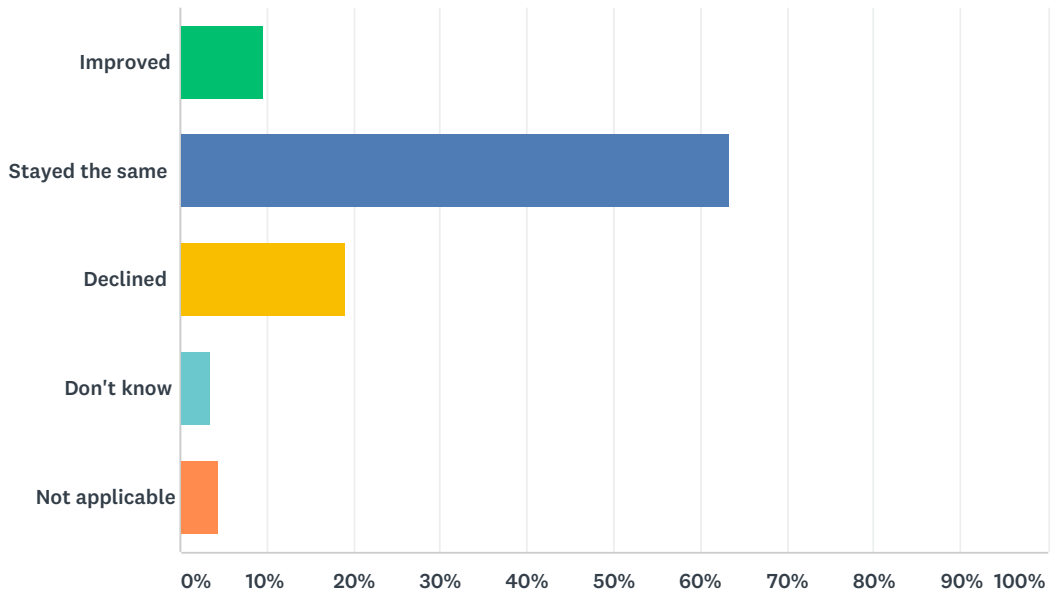
Answered: 115 Skipped: 11



ANSWER CHOICES	RESPONSES
Excellent	7.83% 9
Good	57.39% 66
Fair	24.35% 28
Poor	10.43% 12
TOTAL	115

Q18 In your opinion, has the quality of education your child has experienced at school improved, stayed the same or declined in the past three years?

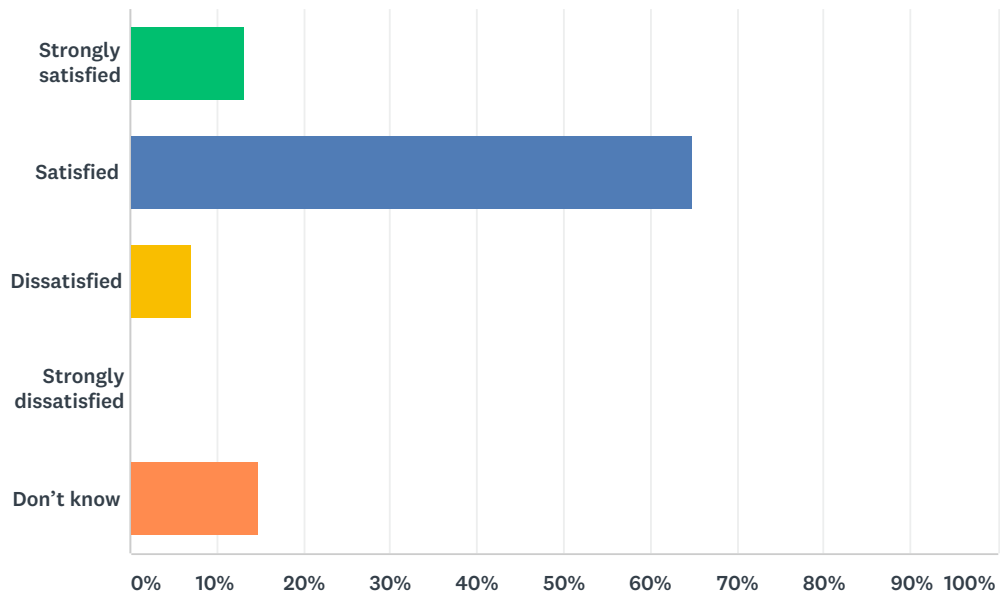
Answered: 115 Skipped: 11



ANSWER CHOICES	RESPONSES	
Improved	9.57%	11
Stayed the same	63.48%	73
Declined	19.13%	22
Don't know	3.48%	4
Not applicable	4.35%	5
TOTAL		115

Q19 How satisfied are you with the opportunity to be involved in decisions at your child's school?

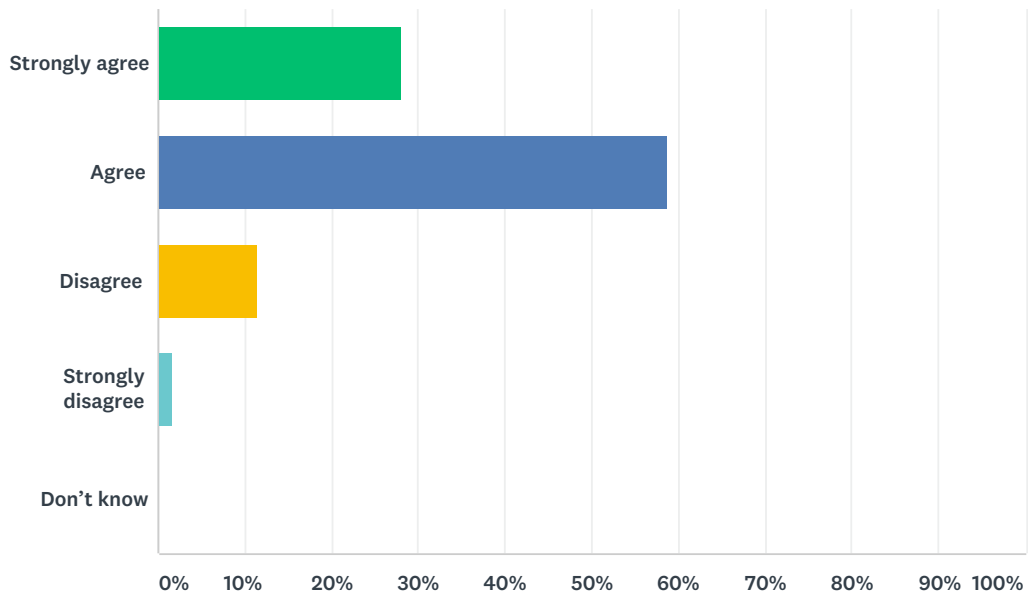
Answered: 114 Skipped: 12



ANSWER CHOICES	RESPONSES	
Strongly satisfied	13.16%	15
Satisfied	64.91%	74
Dissatisfied	7.02%	8
Strongly dissatisfied	0.00%	0
Don't know	14.91%	17
TOTAL		114

Q20 The school keeps me informed about my child's progress and achievement.

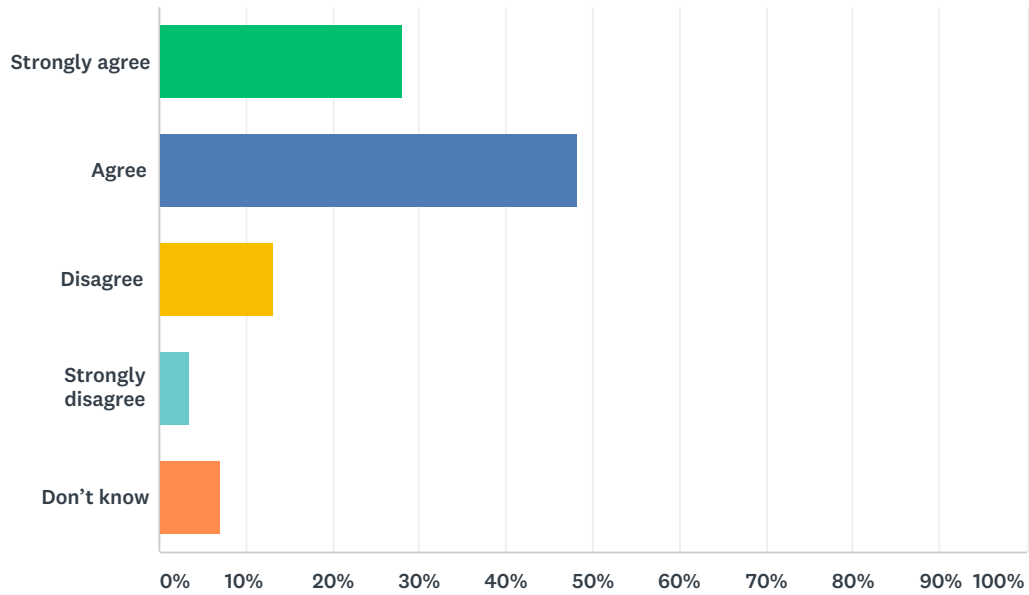
Answered: 114 Skipped: 12



ANSWER CHOICES	RESPONSES	
Strongly agree	28.07%	32
Agree	58.77%	67
Disagree	11.40%	13
Strongly disagree	1.75%	2
Don't know	0.00%	0
TOTAL		114

Q21 There is open and honest communication within my child's school.

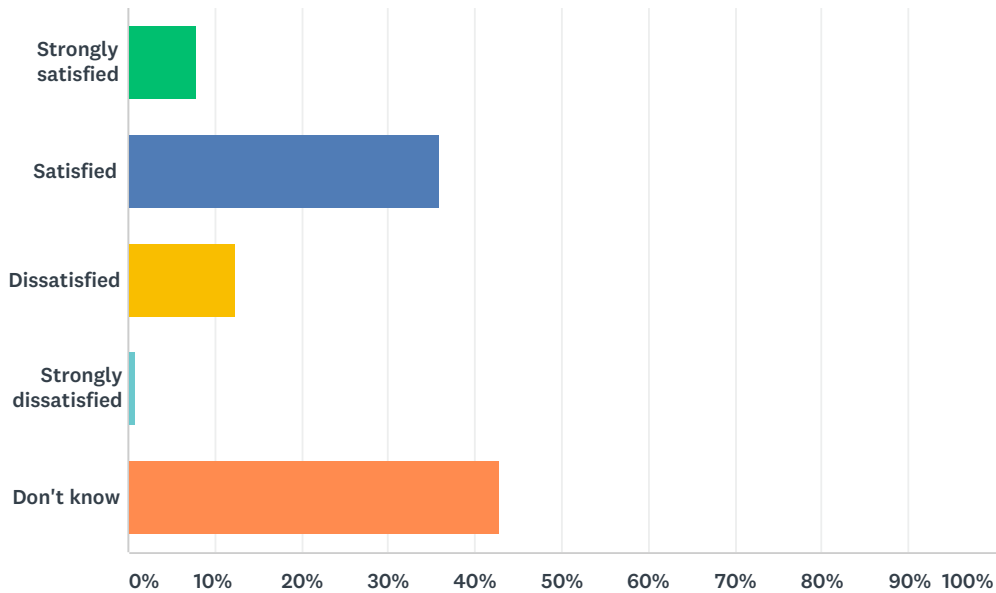
Answered: 114 Skipped: 12



ANSWER CHOICES	RESPONSES	
Strongly agree	28.07%	32
Agree	48.25%	55
Disagree	13.16%	15
Strongly disagree	3.51%	4
Don't know	7.02%	8
TOTAL		114

Q22 How satisfied are you with the community partnerships that may be established at your school? For example: Saffron, KEYS program, Green Certificate, lunch programs, after-school programs, RAP, Tools for School, Scratch Day, Entrepreneurial Adventure, scholarships/grants, etc.

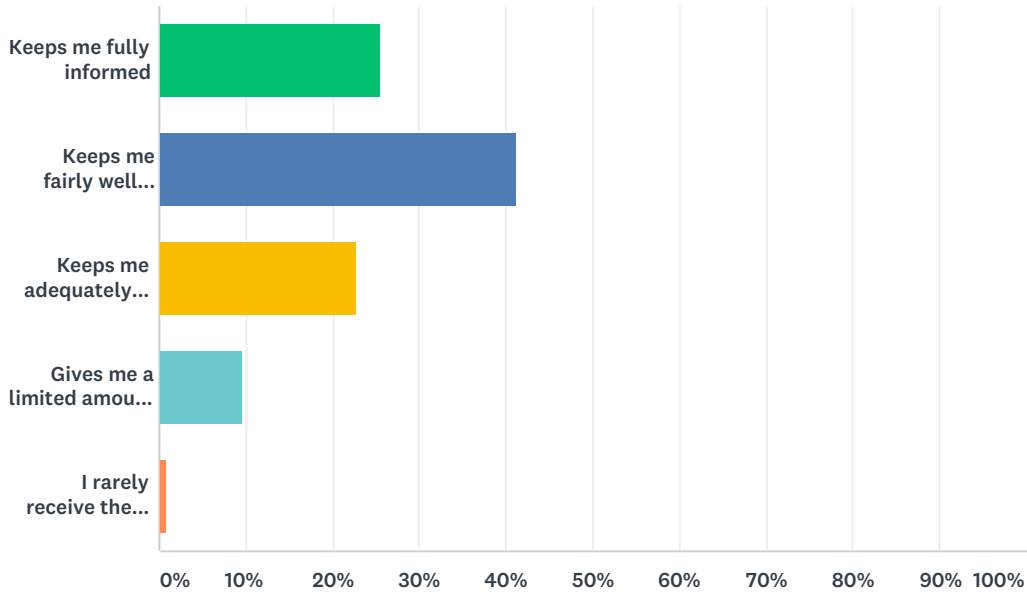
Answered: 114 Skipped: 12



ANSWER CHOICES	RESPONSES	
Strongly satisfied	7.89%	9
Satisfied	35.96%	41
Dissatisfied	12.28%	14
Strongly dissatisfied	0.88%	1
Don't know	42.98%	49
TOTAL		114

Q23 Elk Island Public Schools appreciates the opportunity to stay connected with parents about news, activities, programs and other matters of importance. What is your impression of the communication you receive from your child's school?

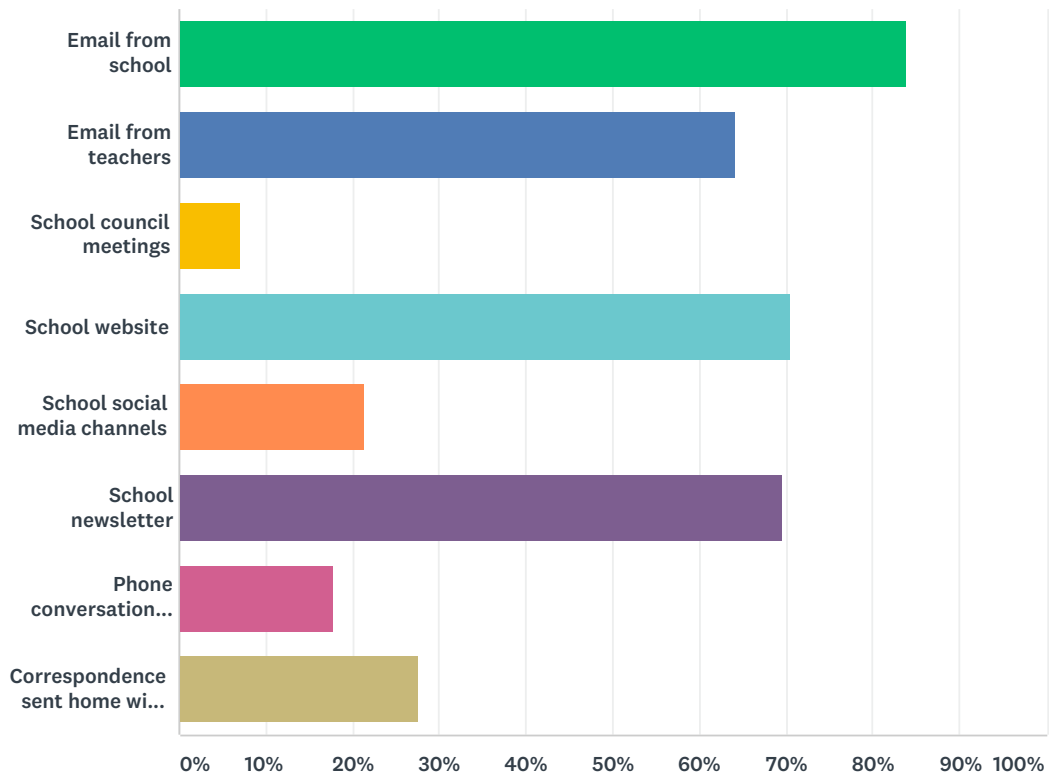
Answered: 114 Skipped: 12



ANSWER CHOICES	RESPONSES	
Keeps me fully informed	25.44%	29
Keeps me fairly well informed	41.23%	47
Keeps me adequately informed	22.81%	26
Gives me a limited amount of information	9.65%	11
I rarely receive the information I need	0.88%	1
TOTAL		114

Q24 Do you regularly make use of the following to keep up to date on school activities, programs, etc.? Check all that apply.

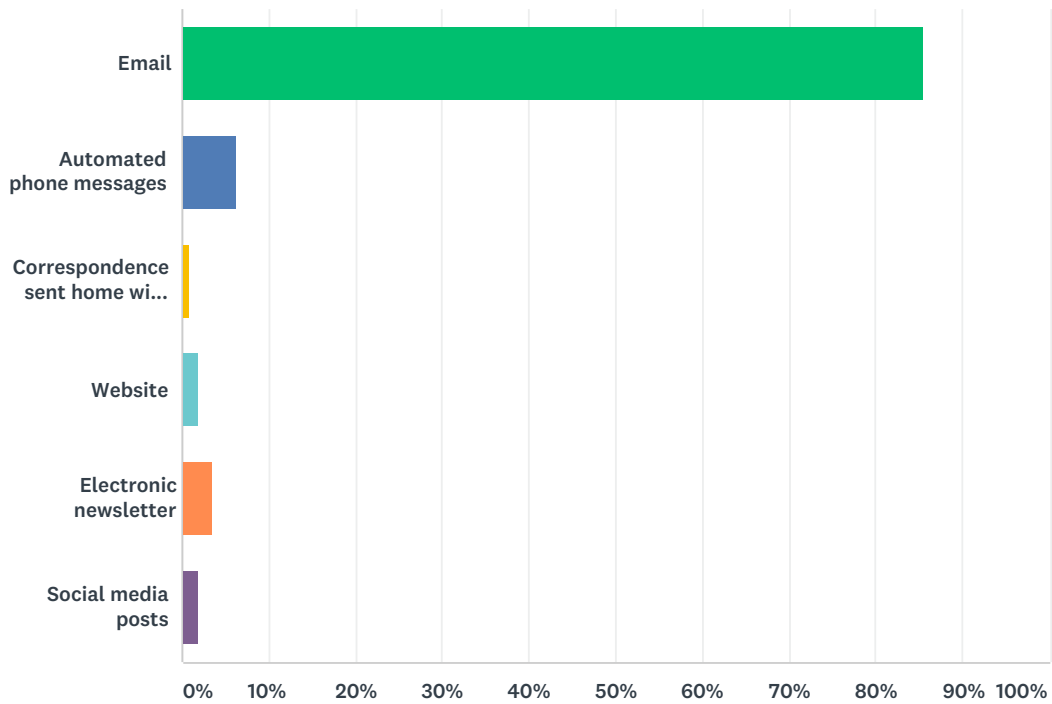
Answered: 112 Skipped: 14



ANSWER CHOICES	RESPONSES	
Email from school	83.93%	94
Email from teachers	64.29%	72
School council meetings	7.14%	8
School website	70.54%	79
School social media channels	21.43%	24
School newsletter	69.64%	78
Phone conversations with the school or teachers	17.86%	20
Correspondence sent home with your child	27.68%	31
Total Respondents: 112		

Q25 What is your most preferred method of communication from the school and Division?

Answered: 111 Skipped: 15

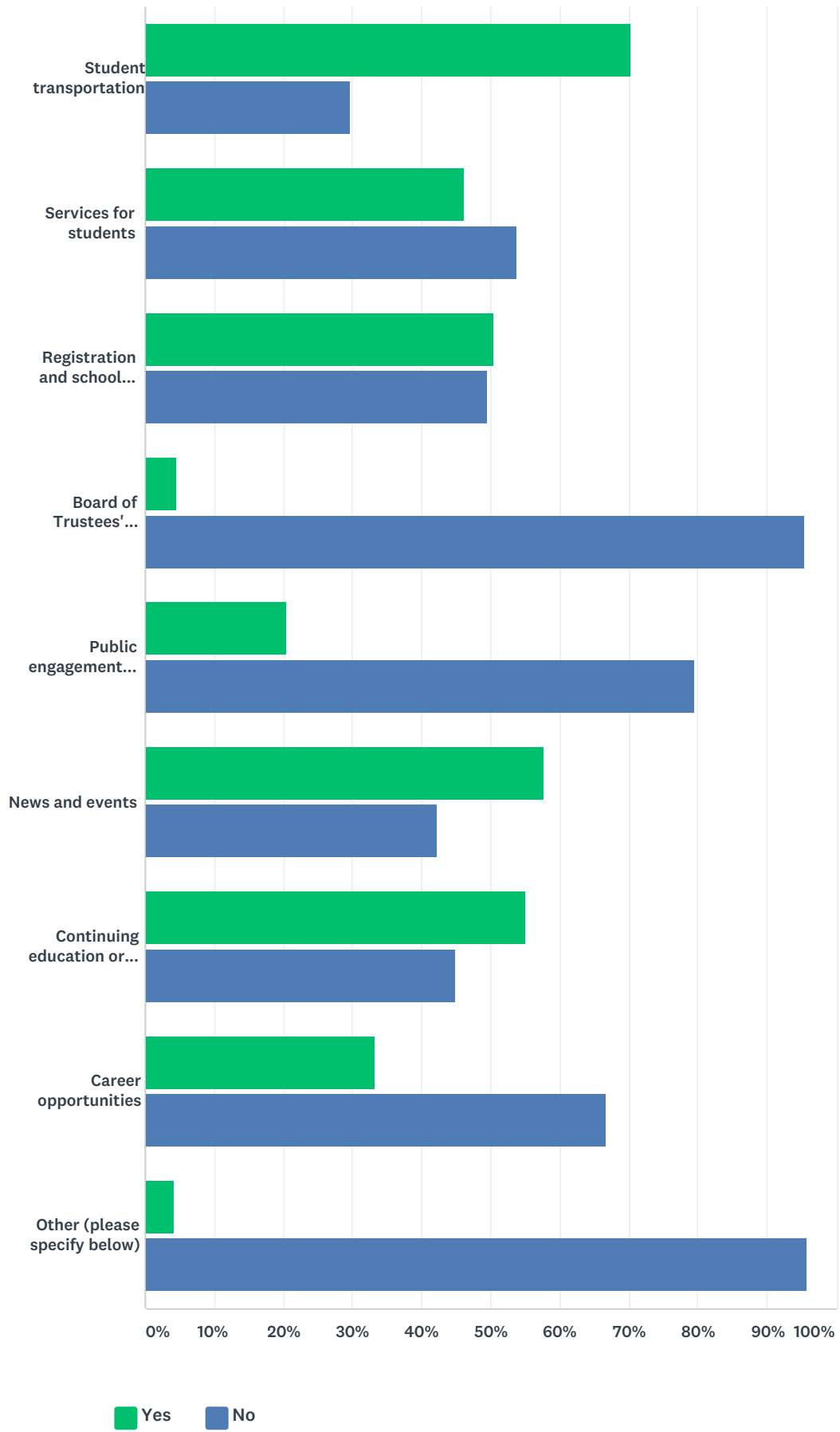


ANSWER CHOICES	RESPONSES	
Email	85.59%	95
Automated phone messages	6.31%	7
Correspondence sent home with your child	0.90%	1
Website	1.80%	2
Electronic newsletter	3.60%	4
Social media posts	1.80%	2
TOTAL		111

Q26 Do you visit the Division website (www.eips.ca) for information on:

Answered: 112 Skipped: 14

EIPS Parent Survey 2018-19



■ Yes
 ■ No

	YES	NO	TOTAL	WEIGHTED AVERAGE
--	-----	----	-------	------------------

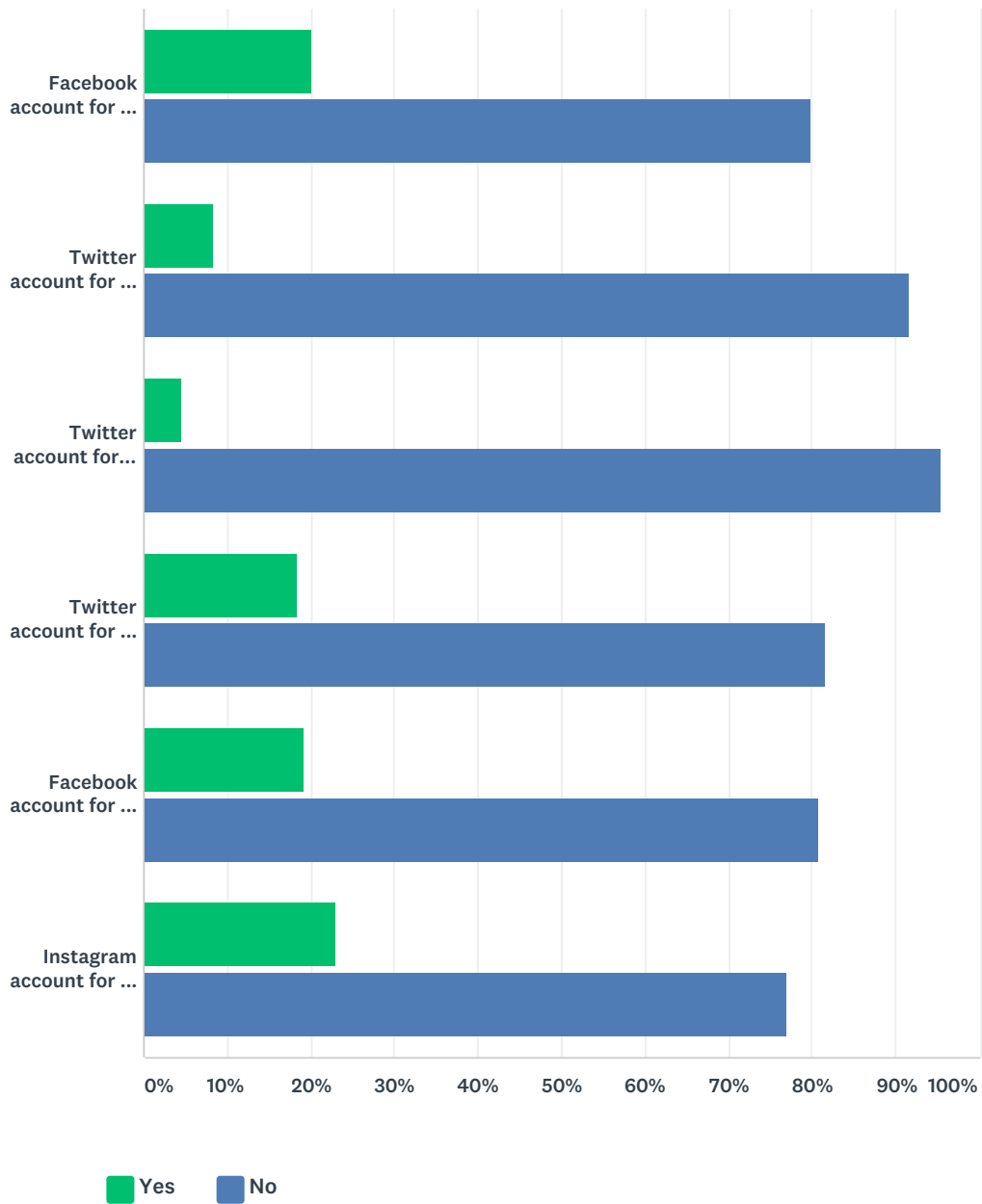
EIPS Parent Survey 2018-19

Student transportation	70.27% 78	29.73% 33	111	1.70
Services for students	46.30% 50	53.70% 58	108	1.46
Registration and school boundaries	50.46% 55	49.54% 54	109	1.50
Board of Trustees' meetings	4.67% 5	95.33% 102	107	1.05
Public engagement initiatives	20.56% 22	79.44% 85	107	1.21
News and events	57.66% 64	42.34% 47	111	1.58
Continuing education or summer courses	55.05% 60	44.95% 49	109	1.55
Career opportunities	33.33% 36	66.67% 72	108	1.33
Other (please specify below)	4.23% 3	95.77% 68	71	1.04

#	OTHER:	DATE
1	[REDACTED]	3/28/2019 8:52 AM
2	[REDACTED]	3/21/2019 9:50 PM
3	school calendar	3/20/2019 3:47 PM
4	School calendars	3/12/2019 12:01 PM
5	to get to the parent portal	3/11/2019 2:06 PM

Q27 The Division and schools often share news and information on social media. Do you follow:

Answered: 112 Skipped: 14



	YES	NO	TOTAL	WEIGHTED AVERAGE
Facebook account for the Division (Facebook.com/ElkIslandPublicSchools)	20.00% 22	80.00% 88	110	1.20
Twitter account for the Division (@eips)	8.33% 9	91.67% 99	108	1.08
Twitter account for EIPS Student Transportation (@eipsST)	4.59% 5	95.41% 104	109	1.05
Twitter account for my child's school	18.35% 20	81.65% 89	109	1.18

EIPS Parent Survey 2018-19

Facebook account for my child's school, if applicable	19.27%	80.73%		
	21	88	109	1.19
<hr/>				
Instagram account for my child's school, if applicable	22.94%	77.06%		
	25	84	109	1.23