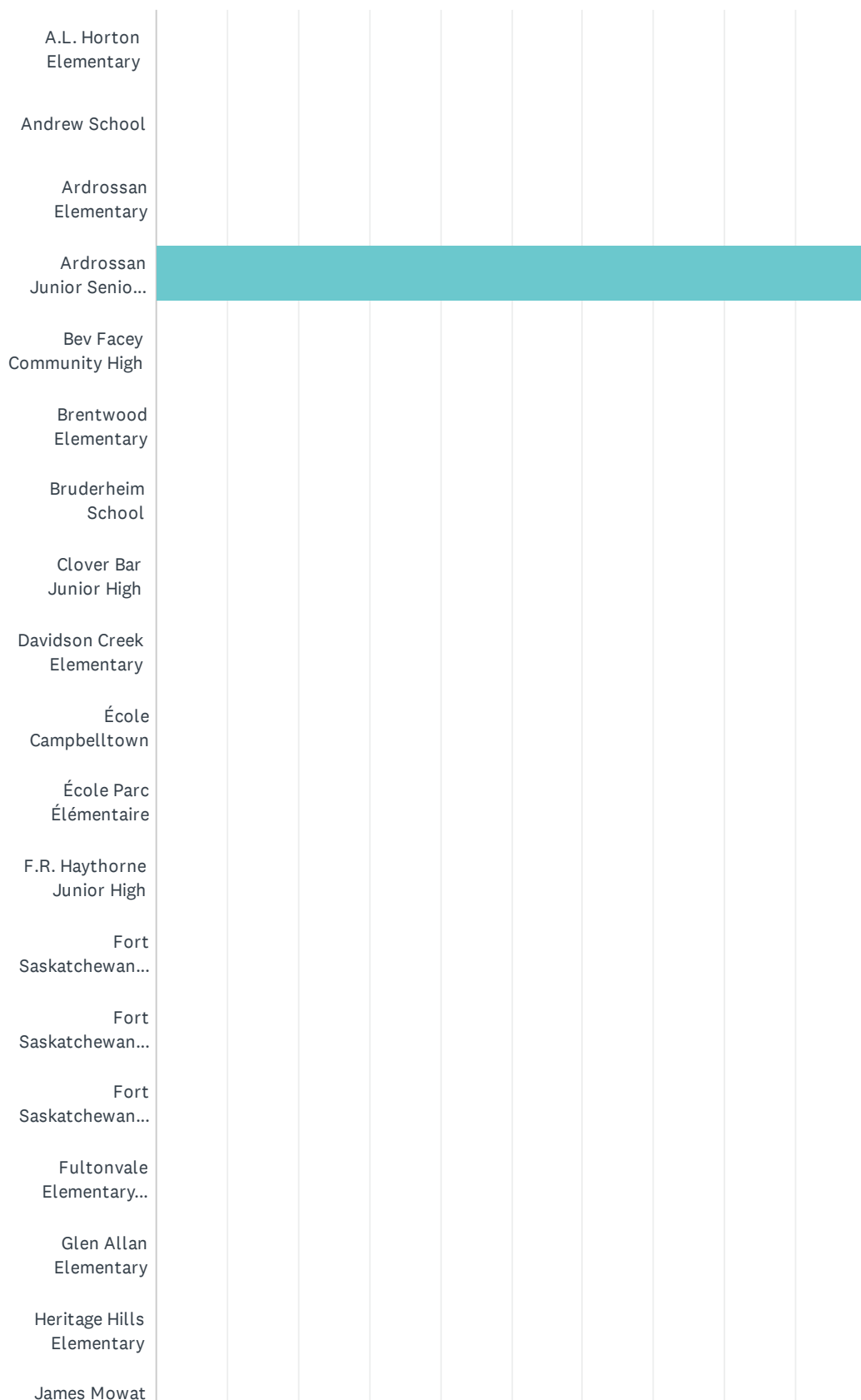



# Q1 What school does your child currently attend?

Answered: 139 Skipped: 0



EIPS Parent Survey 2021-22



# EIPS Parent Survey 2021-22

0% 10% 20% 30% 40% 50% 60% 70% 80% 90% 100%

## EIPS Parent Survey 2021-22

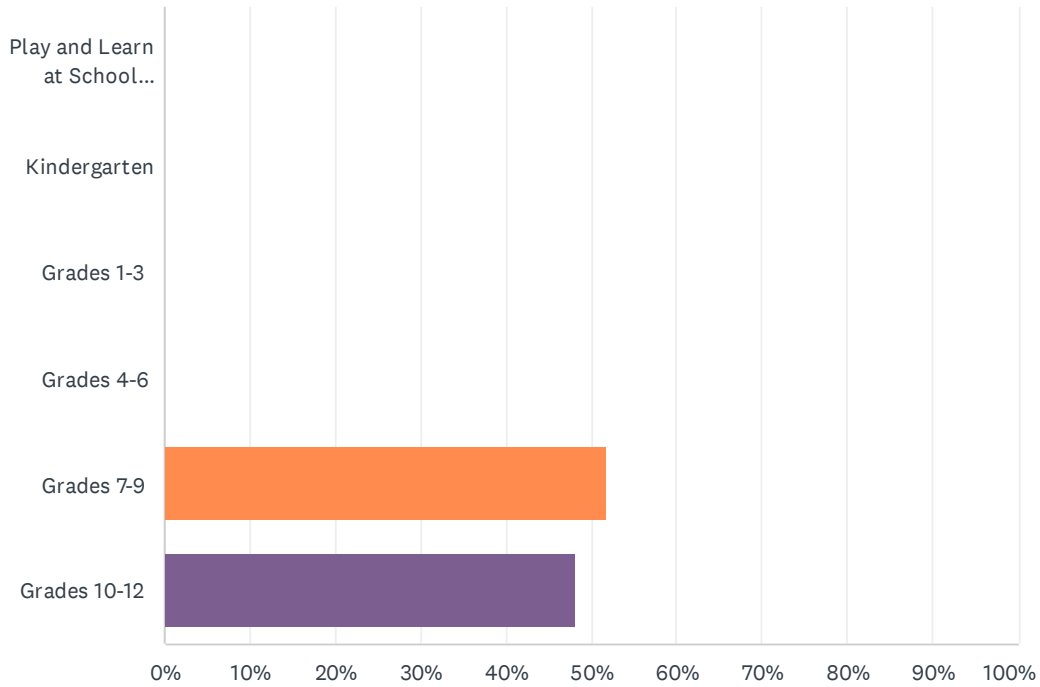
ANSWER CHOICES	RESPONSES	
A.L. Horton Elementary	0.00%	0
Andrew School	0.00%	0
Ardrossan Elementary	0.00%	0
Ardrossan Junior Senior High	100.00%	139
Bev Facey Community High	0.00%	0
Brentwood Elementary	0.00%	0
Bruderheim School	0.00%	0
Clover Bar Junior High	0.00%	0
Davidson Creek Elementary	0.00%	0
École Campbelltown	0.00%	0
École Parc Élémentaire	0.00%	0
F.R. Haythorne Junior High	0.00%	0
Fort Saskatchewan Christian	0.00%	0
Fort Saskatchewan Elementary	0.00%	0
Fort Saskatchewan High	0.00%	0
Fultonvale Elementary Junior High	0.00%	0
Glen Allan Elementary	0.00%	0
Heritage Hills Elementary	0.00%	0
James Mowat Elementary	0.00%	0
Lakeland Ridge	0.00%	0
Lamont Elementary	0.00%	0
Lamont High	0.00%	0
Mills Haven Elementary	0.00%	0
Mundare School	0.00%	0
Next Step/Outreach	0.00%	0
Pine Street Elementary	0.00%	0
Rudolph Hennig Junior High	0.00%	0
Salisbury Composite High	0.00%	0
Sherwood Heights Junior High	0.00%	0
SouthPointe School	0.00%	0
Strathcona Christian Academy Elementary	0.00%	0
Strathcona Christian Academy Secondary	0.00%	0

## EIPS Parent Survey 2021-22

Uncas Elementary	0.00%	0
Vegreville Composite High	0.00%	0
Wes Hosford Elementary	0.00%	0
Westboro Elementary	0.00%	0
Win Ferguson Elementary	0.00%	0
Woodbridge Farms Elementary	0.00%	0
Home Education	0.00%	0
<b>TOTAL</b>		<b>139</b>

## Q2 What grade is your child currently in?

Answered: 139 Skipped: 0



ANSWER CHOICES	RESPONSES	
Play and Learn at School (PALS)	0.00%	0
Kindergarten	0.00%	0
Grades 1-3	0.00%	0
Grades 4-6	0.00%	0
Grades 7-9	51.80%	72
Grades 10-12	48.20%	67
<b>TOTAL</b>		<b>139</b>

### Q3 As a result of being in the Play and Learn at School (PALS) program, my child's demonstrating growth in their development.

Answered: 0 Skipped: 139

 No matching responses.

ANSWER CHOICES	RESPONSES
Strongly agree	0.00% 0
Agree	0.00% 0
Disagree	0.00% 0
Strongly disagree	0.00% 0
Don't know	0.00% 0
TOTAL	0

## Q4 As a result of being in the Kindergarten program, my child's becoming ready to enter Grade 1.

Answered: 0 Skipped: 139

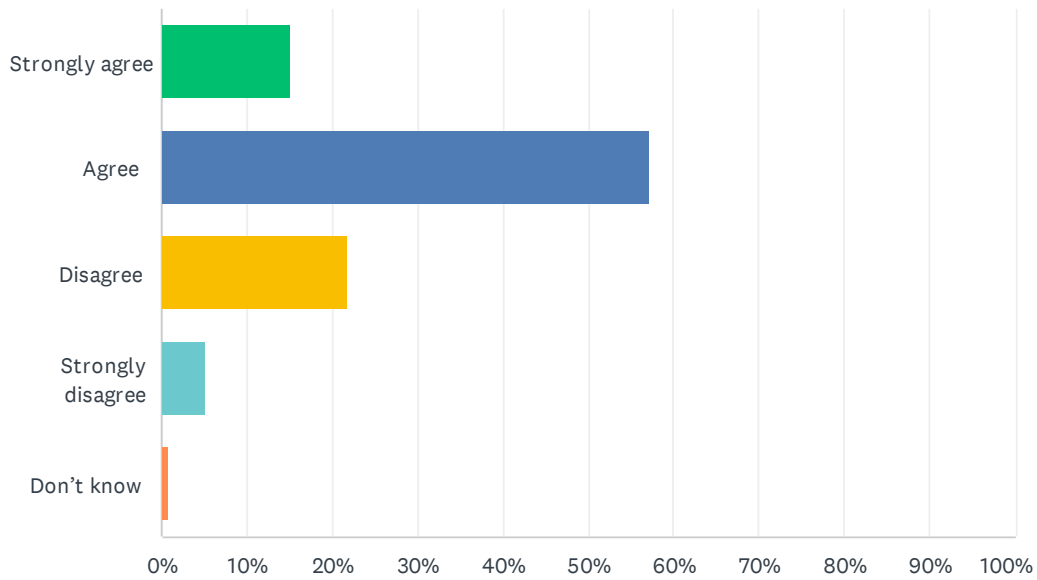
 No matching responses.

ANSWER CHOICES	RESPONSES
Strongly agree	0.00% 0
Agree	0.00% 0
Disagree	0.00% 0
Strongly disagree	0.00% 0
Don't know	0.00% 0
TOTAL	0



## Q5 My child's individual needs are met.

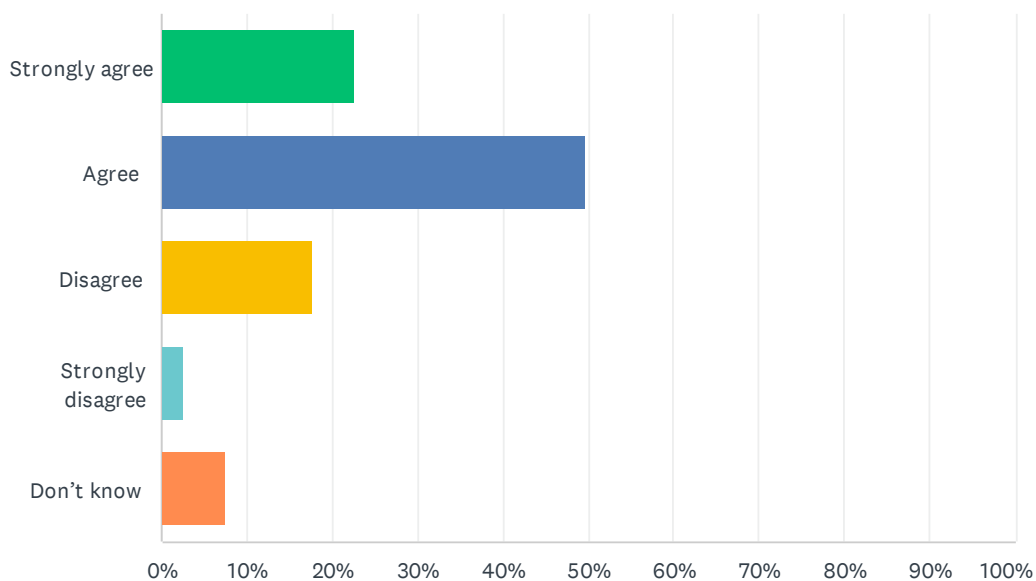
Answered: 119 Skipped: 20



ANSWER CHOICES	RESPONSES	
Strongly agree	15.13%	18
Agree	57.14%	68
Disagree	21.85%	26
Strongly disagree	5.04%	6
Don't know	0.84%	1
<b>TOTAL</b>		<b>119</b>

## Q6 My child's encouraged to do their best.

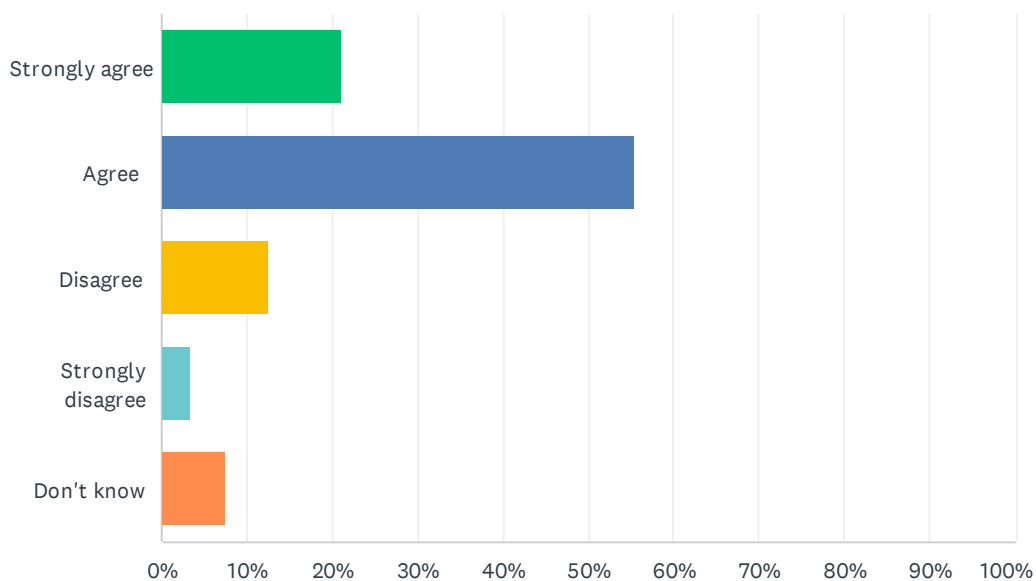
Answered: 119 Skipped: 20



ANSWER CHOICES	RESPONSES	
Strongly agree	22.69%	27
Agree	49.58%	59
Disagree	17.65%	21
Strongly disagree	2.52%	3
Don't know	7.56%	9
<b>TOTAL</b>		<b>119</b>

## Q7 My child's demonstrating growth in literacy.

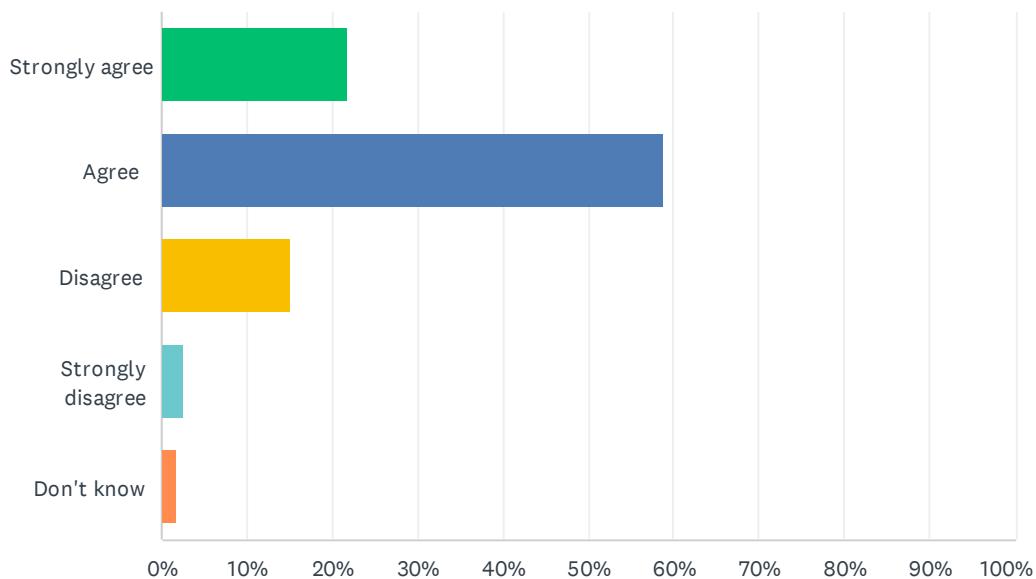
Answered: 119 Skipped: 20



ANSWER CHOICES	RESPONSES	
Strongly agree	21.01%	25
Agree	55.46%	66
Disagree	12.61%	15
Strongly disagree	3.36%	4
Don't know	7.56%	9
<b>TOTAL</b>		<b>119</b>

## Q8 My child's demonstrating growth in numeracy.

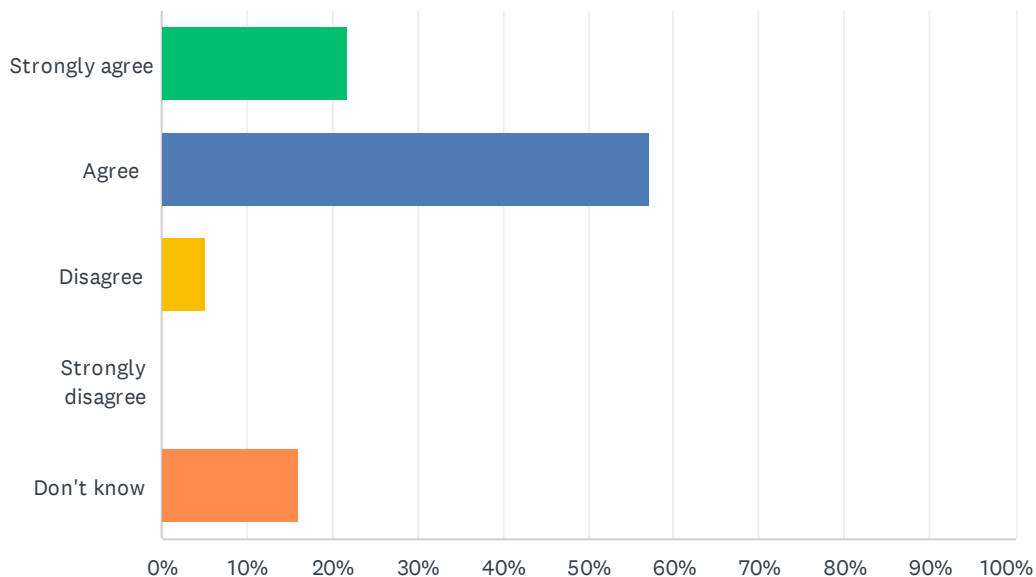
Answered: 119 Skipped: 20



ANSWER CHOICES	RESPONSES	
Strongly agree	21.85%	26
Agree	58.82%	70
Disagree	15.13%	18
Strongly disagree	2.52%	3
Don't know	1.68%	2
<b>TOTAL</b>		<b>119</b>

## Q9 My child has an understanding of First Nations, Métis and Inuit culture and history.

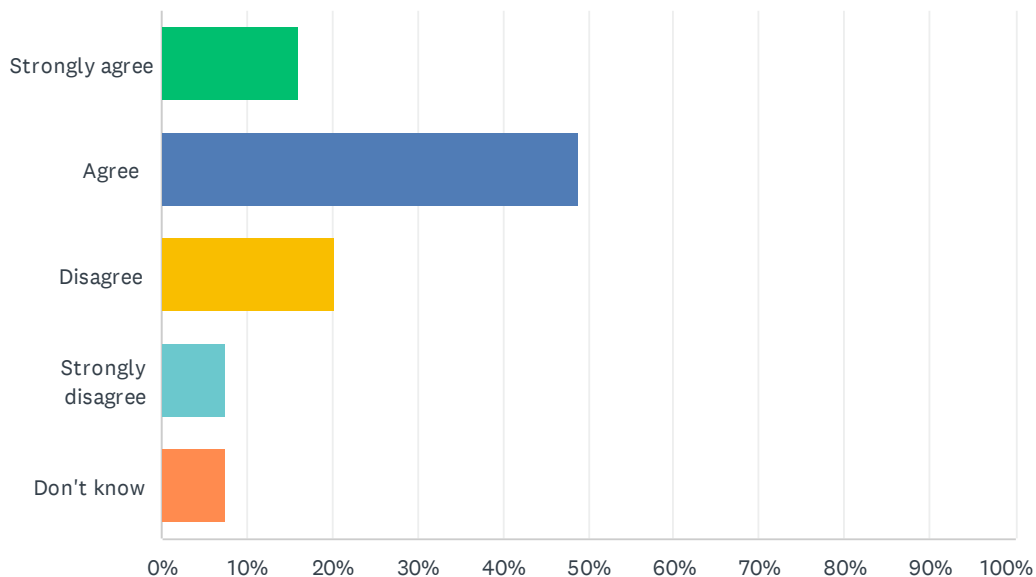
Answered: 119 Skipped: 20



ANSWER CHOICES	RESPONSES	
Strongly agree	21.85%	26
Agree	57.14%	68
Disagree	5.04%	6
Strongly disagree	0.00%	0
Don't know	15.97%	19
<b>TOTAL</b>		<b>119</b>

## Q10 My child's learning the knowledge, skills and attitudes necessary to be successful in life.

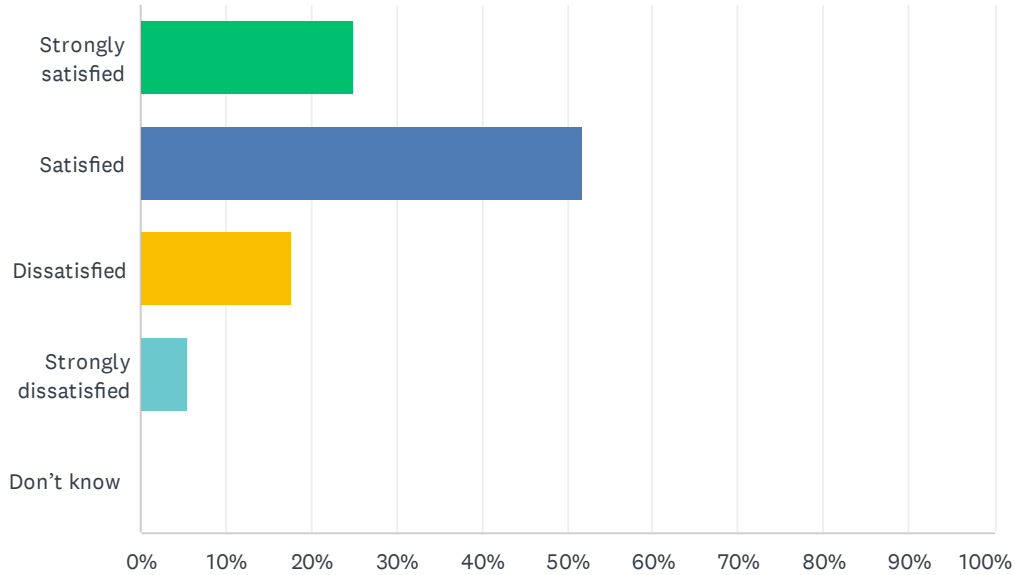
Answered: 119 Skipped: 20



ANSWER CHOICES	RESPONSES	
Strongly agree	15.97%	19
Agree	48.74%	58
Disagree	20.17%	24
Strongly disagree	7.56%	9
Don't know	7.56%	9
<b>TOTAL</b>		<b>119</b>

## Q11 How satisfied are you with the quality of education your child's receiving at school?

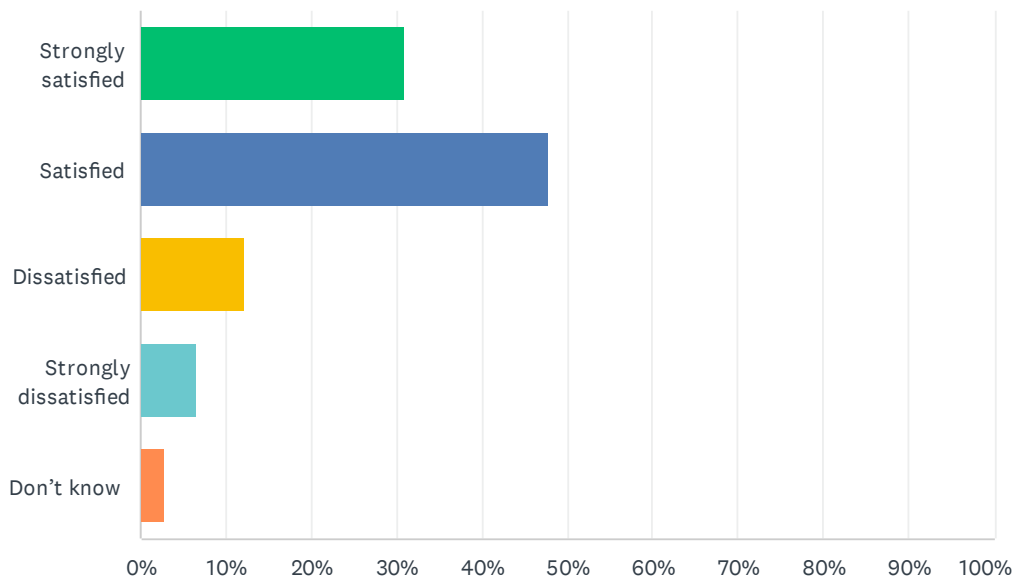
Answered: 108 Skipped: 31



ANSWER CHOICES	RESPONSES	
Strongly satisfied	25.00%	27
Satisfied	51.85%	56
Dissatisfied	17.59%	19
Strongly dissatisfied	5.56%	6
Don't know	0.00%	0
<b>TOTAL</b>		<b>108</b>

## Q12 How satisfied are you with the quality of teaching at your child's school?

Answered: 107 Skipped: 32

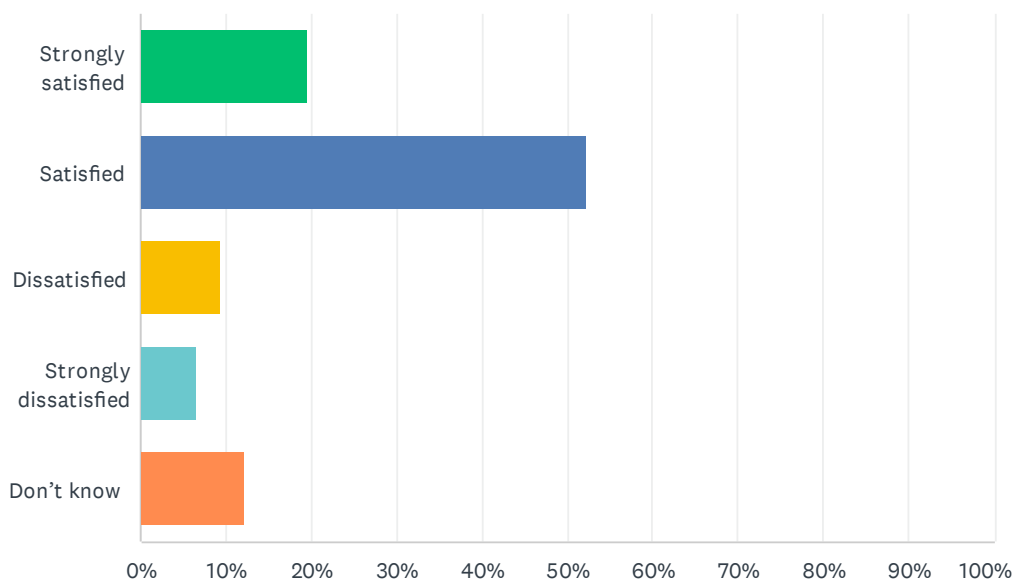


ANSWER CHOICES	RESPONSES	
Strongly satisfied	30.84%	33
Satisfied	47.66%	51
Dissatisfied	12.15%	13
Strongly dissatisfied	6.54%	7
Don't know	2.80%	3
<b>TOTAL</b>		<b>107</b>



### Q13 How satisfied are you with the leadership at your child's school?

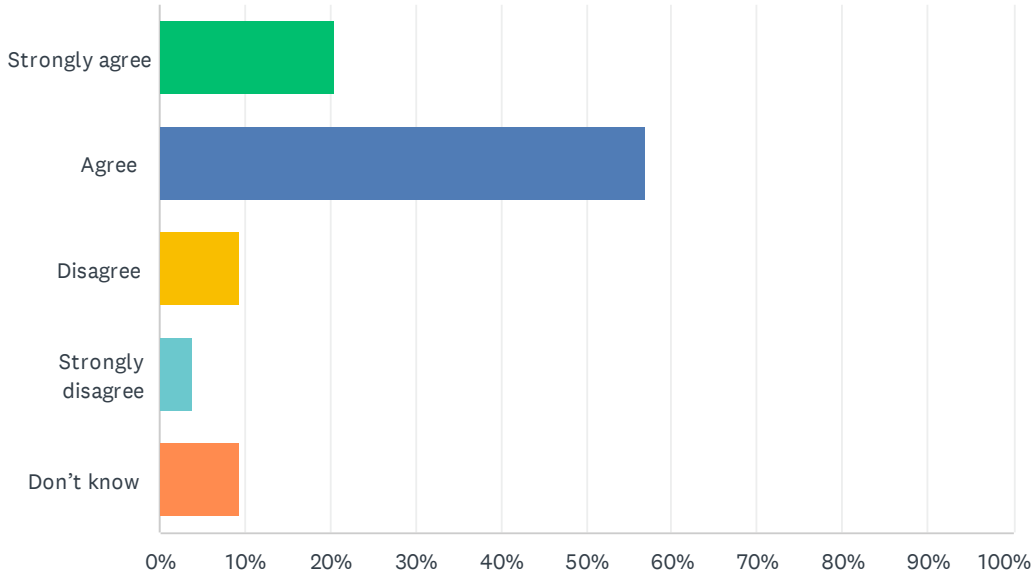
Answered: 107 Skipped: 32



ANSWER CHOICES	RESPONSES	
Strongly satisfied	19.63%	21
Satisfied	52.34%	56
Dissatisfied	9.35%	10
Strongly dissatisfied	6.54%	7
Don't know	12.15%	13
<b>TOTAL</b>		<b>107</b>

### Q14 My child’s school encourages my child to be a responsible, respectful and engaged citizen.

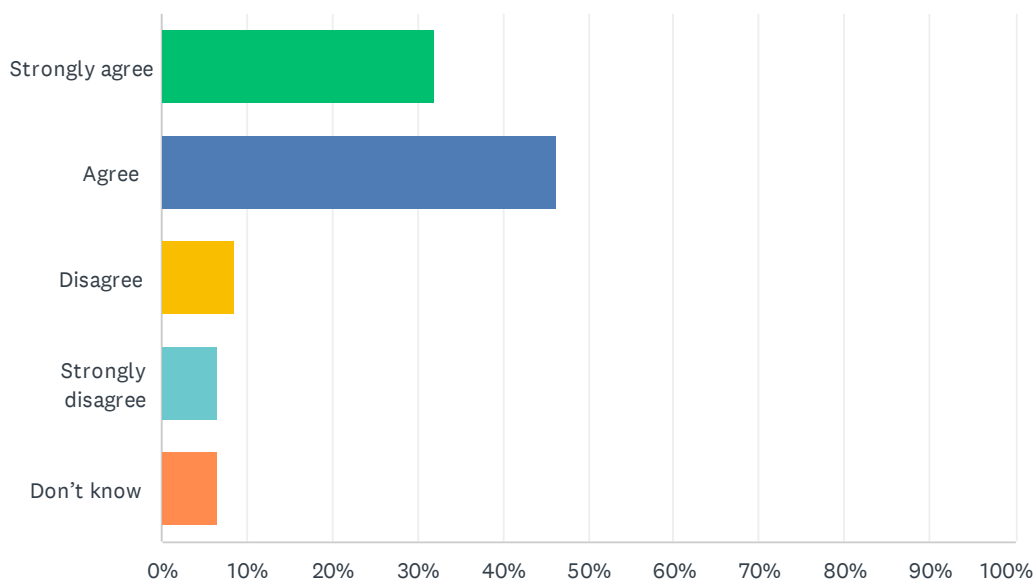
Answered: 107 Skipped: 32



ANSWER CHOICES	RESPONSES	
Strongly agree	20.56%	22
Agree	57.01%	61
Disagree	9.35%	10
Strongly disagree	3.74%	4
Don't know	9.35%	10
<b>TOTAL</b>		<b>107</b>

## Q15 School staff care about my child.

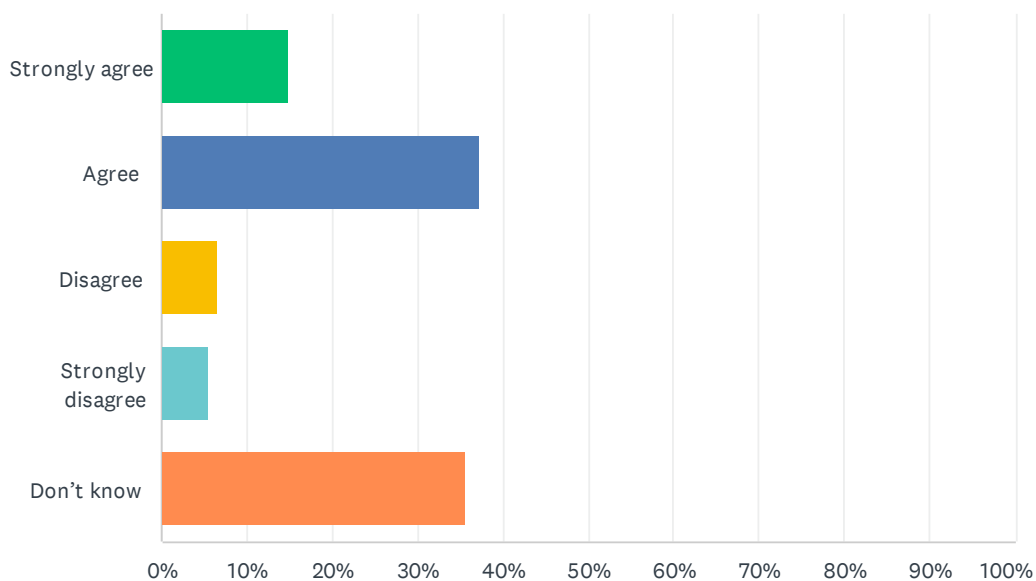
Answered: 106 Skipped: 33



ANSWER CHOICES	RESPONSES	
Strongly agree	32.08%	34
Agree	46.23%	49
Disagree	8.49%	9
Strongly disagree	6.60%	7
Don't know	6.60%	7
<b>TOTAL</b>		<b>106</b>

## Q16 My child's school handles discipline fairly and reasonably.

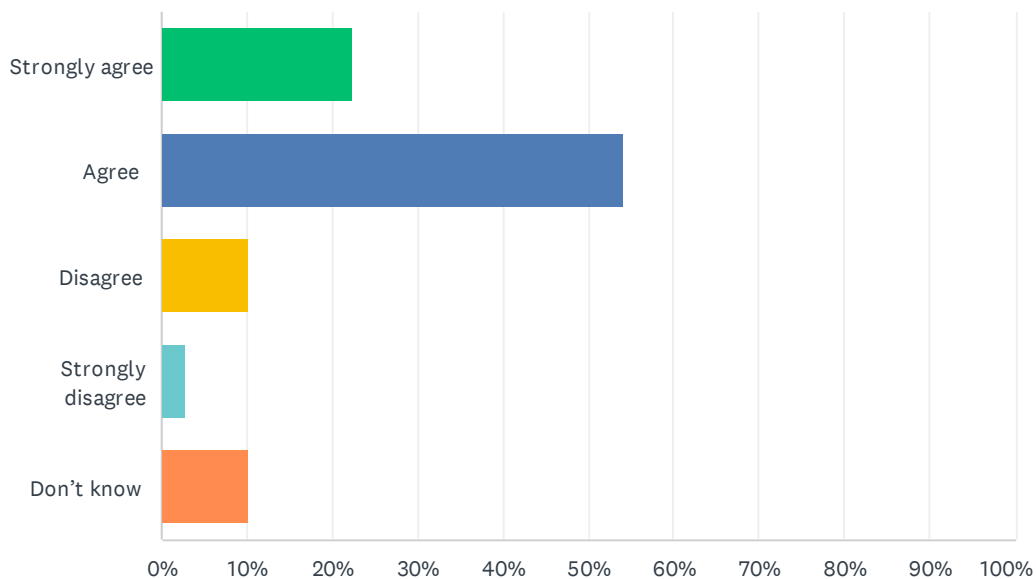
Answered: 107 Skipped: 32



ANSWER CHOICES	RESPONSES	
Strongly agree	14.95%	16
Agree	37.38%	40
Disagree	6.54%	7
Strongly disagree	5.61%	6
Don't know	35.51%	38
<b>TOTAL</b>		<b>107</b>

### Q17 My child's school is safe.

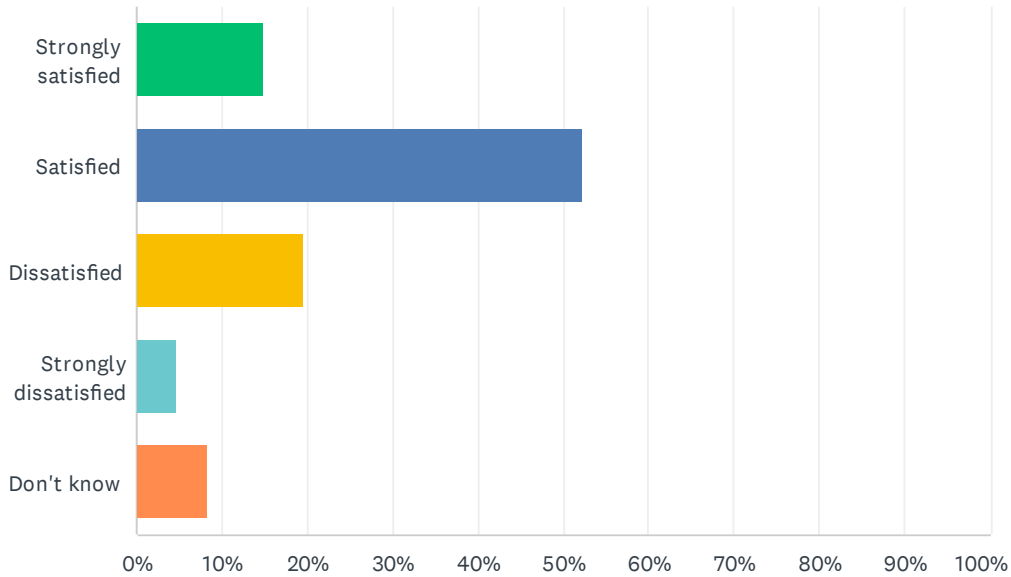
Answered: 107 Skipped: 32



ANSWER CHOICES	RESPONSES	
Strongly agree	22.43%	24
Agree	54.21%	58
Disagree	10.28%	11
Strongly disagree	2.80%	3
Don't know	10.28%	11
<b>TOTAL</b>		<b>107</b>

## Q18 How satisfied are you with the resources available to support your child's learning?

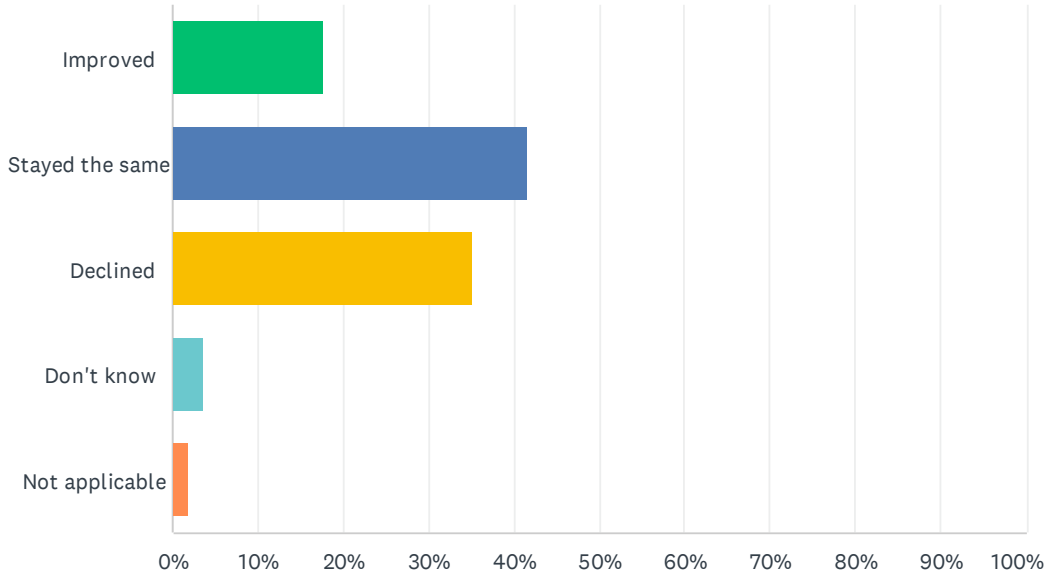
Answered: 107 Skipped: 32



ANSWER CHOICES	RESPONSES	
Strongly satisfied	14.95%	16
Satisfied	52.34%	56
Dissatisfied	19.63%	21
Strongly dissatisfied	4.67%	5
Don't know	8.41%	9
<b>TOTAL</b>		<b>107</b>

### Q19 In your opinion, has the quality of education your child experienced improved, stayed the same or declined in the past three years?

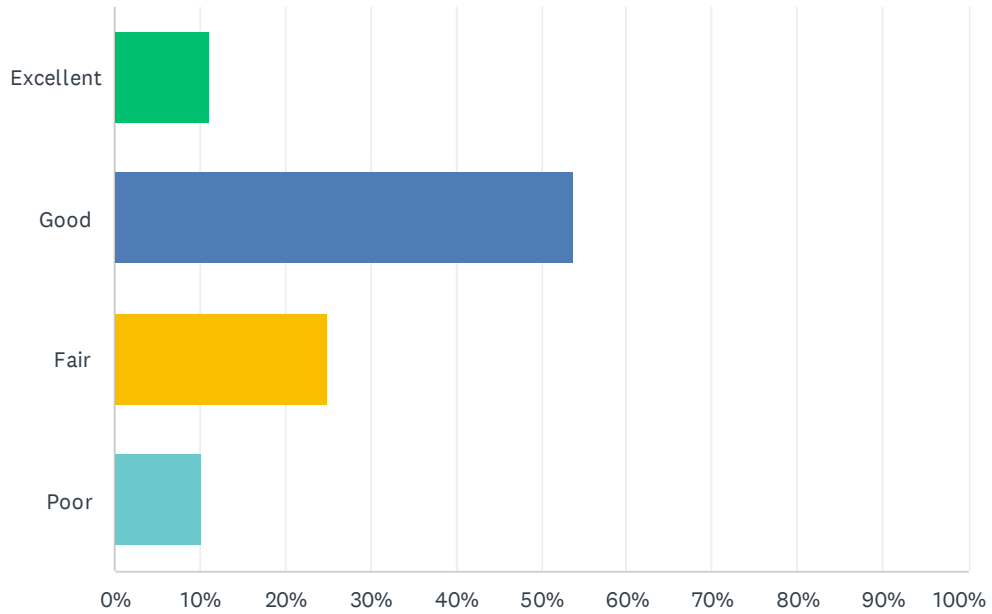
Answered: 108 Skipped: 31



ANSWER CHOICES	RESPONSES	
Improved	17.59%	19
Stayed the same	41.67%	45
Declined	35.19%	38
Don't know	3.70%	4
Not applicable	1.85%	2
<b>TOTAL</b>		<b>108</b>

## Q20 How do you rate the physical condition of your child's school?

Answered: 108 Skipped: 31

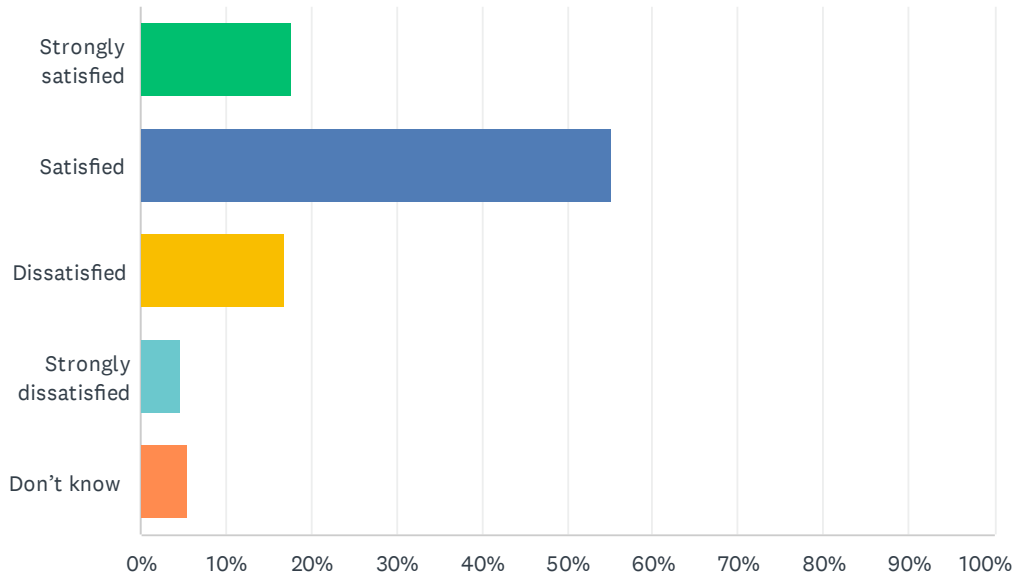


ANSWER CHOICES	RESPONSES	
Excellent	11.11%	12
Good	53.70%	58
Fair	25.00%	27
Poor	10.19%	11
TOTAL		108



## Q21 How satisfied are you with the opportunities provided to be involved in your child's education?

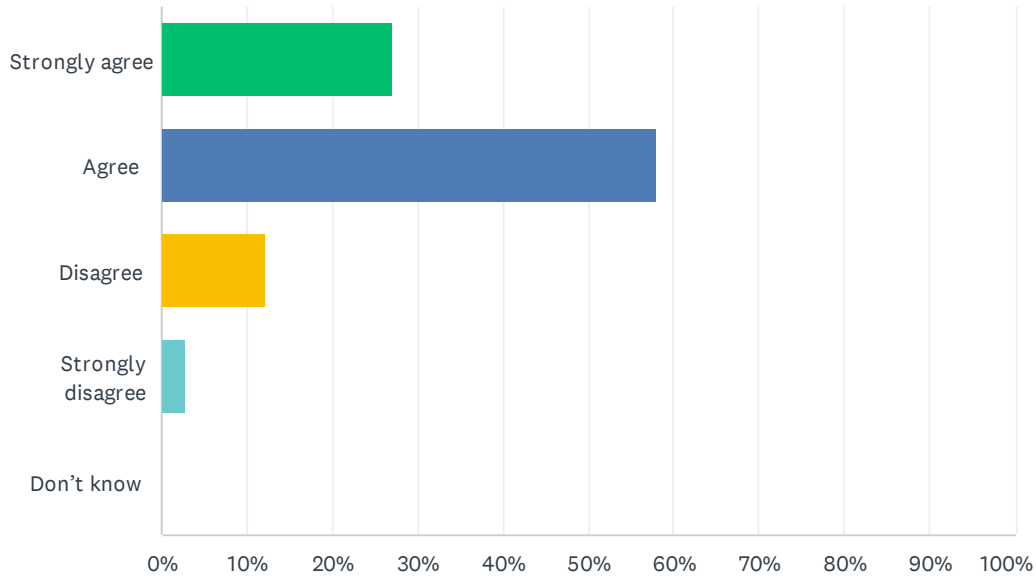
Answered: 107 Skipped: 32



ANSWER CHOICES	RESPONSES	
Strongly satisfied	17.76%	19
Satisfied	55.14%	59
Dissatisfied	16.82%	18
Strongly dissatisfied	4.67%	5
Don't know	5.61%	6
<b>TOTAL</b>		<b>107</b>

## Q22 The school keeps me informed about my child's progress and achievement.

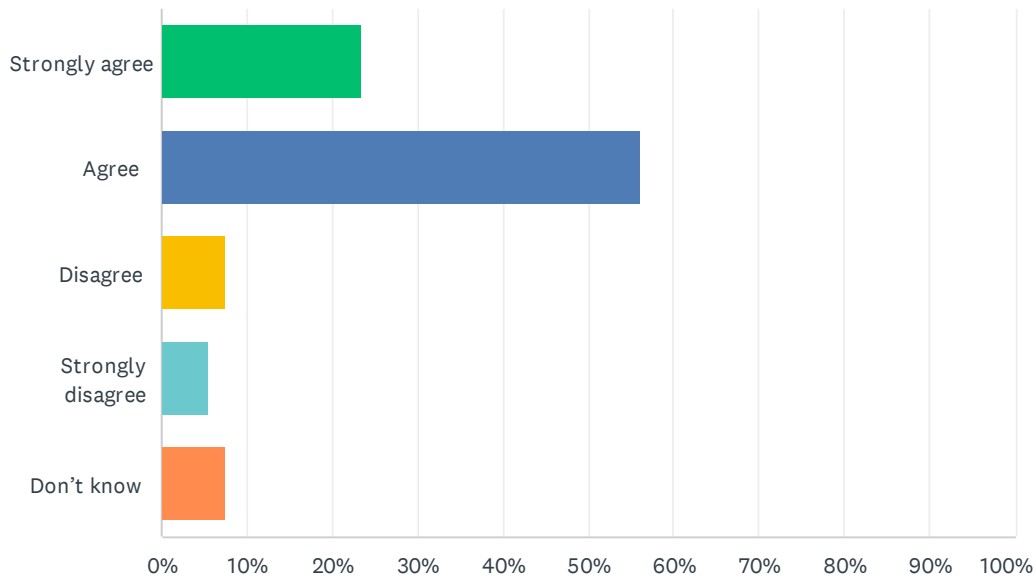
Answered: 107 Skipped: 32



ANSWER CHOICES	RESPONSES	
Strongly agree	27.10%	29
Agree	57.94%	62
Disagree	12.15%	13
Strongly disagree	2.80%	3
Don't know	0.00%	0
<b>TOTAL</b>		<b>107</b>

### Q23 There is open and honest communication within my child's school.

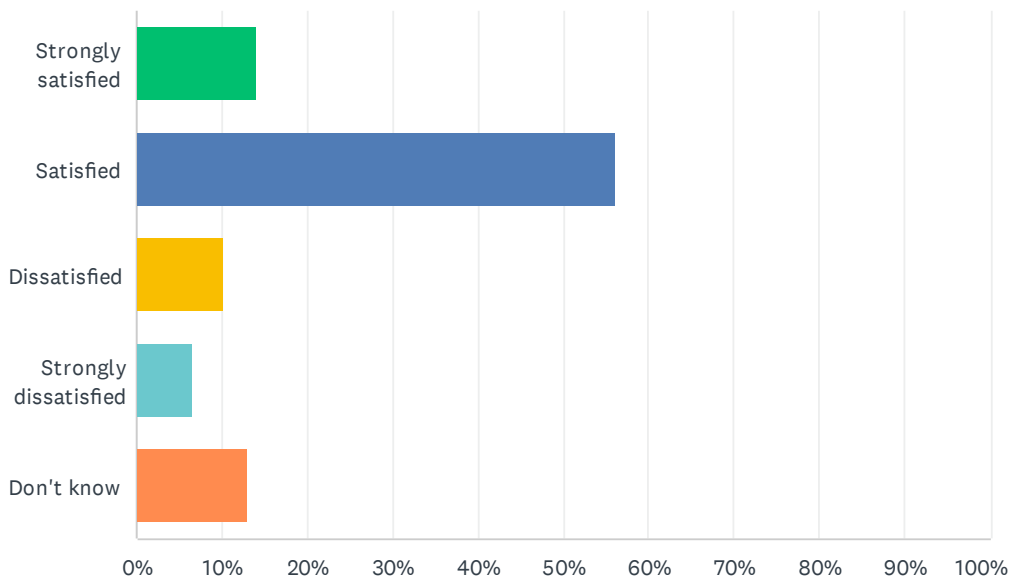
Answered: 107 Skipped: 32



ANSWER CHOICES	RESPONSES	
Strongly agree	23.36%	25
Agree	56.07%	60
Disagree	7.48%	8
Strongly disagree	5.61%	6
Don't know	7.48%	8
<b>TOTAL</b>		<b>107</b>

## Q24 How satisfied are you with the Division’s commitment to engaging families in matters that affect public education?

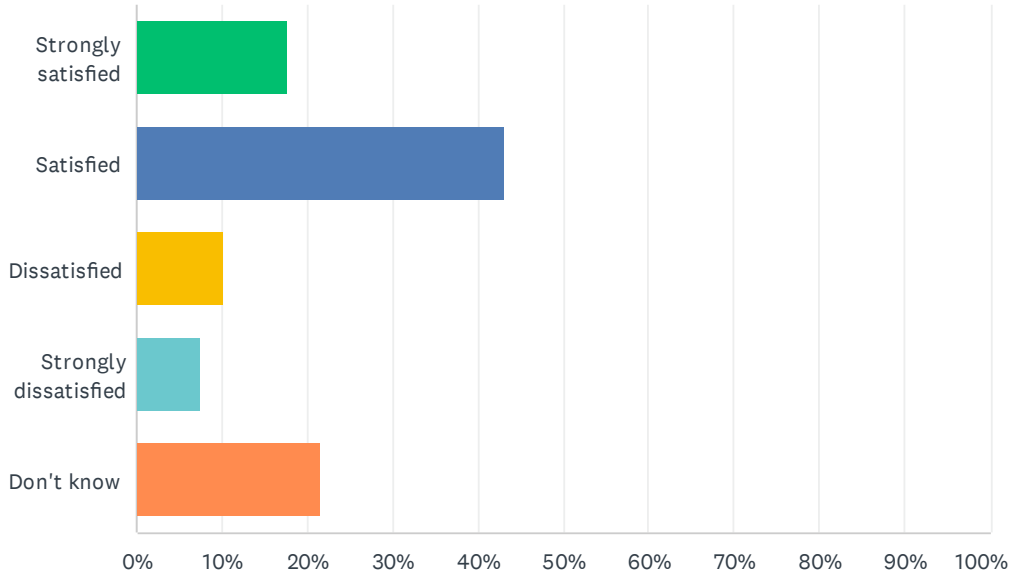
Answered: 107 Skipped: 32



ANSWER CHOICES	RESPONSES	
Strongly satisfied	14.02%	15
Satisfied	56.07%	60
Dissatisfied	10.28%	11
Strongly dissatisfied	6.54%	7
Don't know	13.08%	14
<b>TOTAL</b>		<b>107</b>

## Q25 How satisfied are you with the Division’s commitment to advocating for public education?

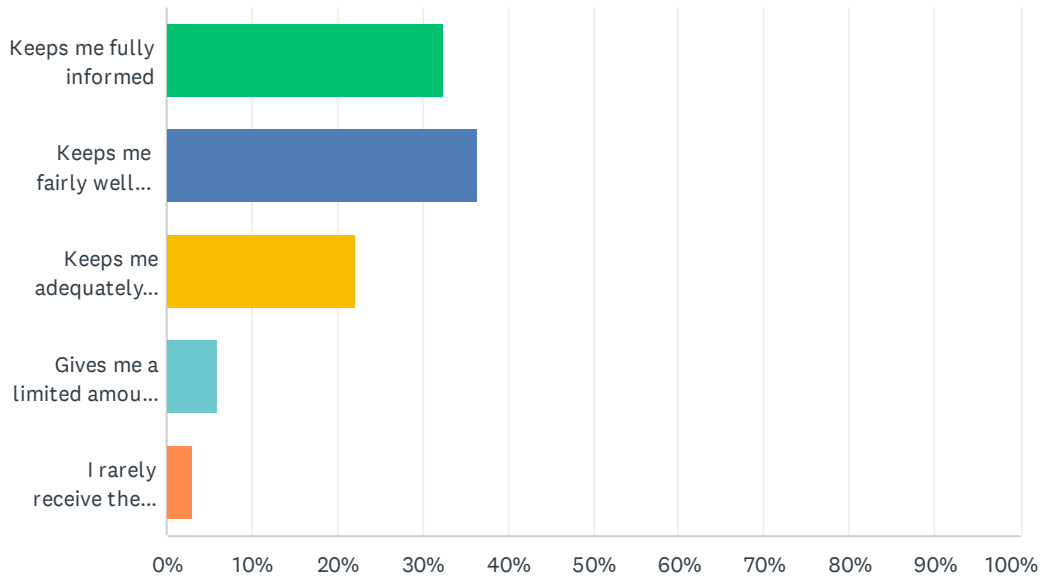
Answered: 107 Skipped: 32



ANSWER CHOICES	RESPONSES	
Strongly satisfied	17.76%	19
Satisfied	42.99%	46
Dissatisfied	10.28%	11
Strongly dissatisfied	7.48%	8
Don't know	21.50%	23
<b>TOTAL</b>		<b>107</b>

Q26 Elk Island Public Schools appreciates the opportunity to stay connected with parents about news, activities, programs and other matters of importance. What is your impression of the communication you receive from your child's school?

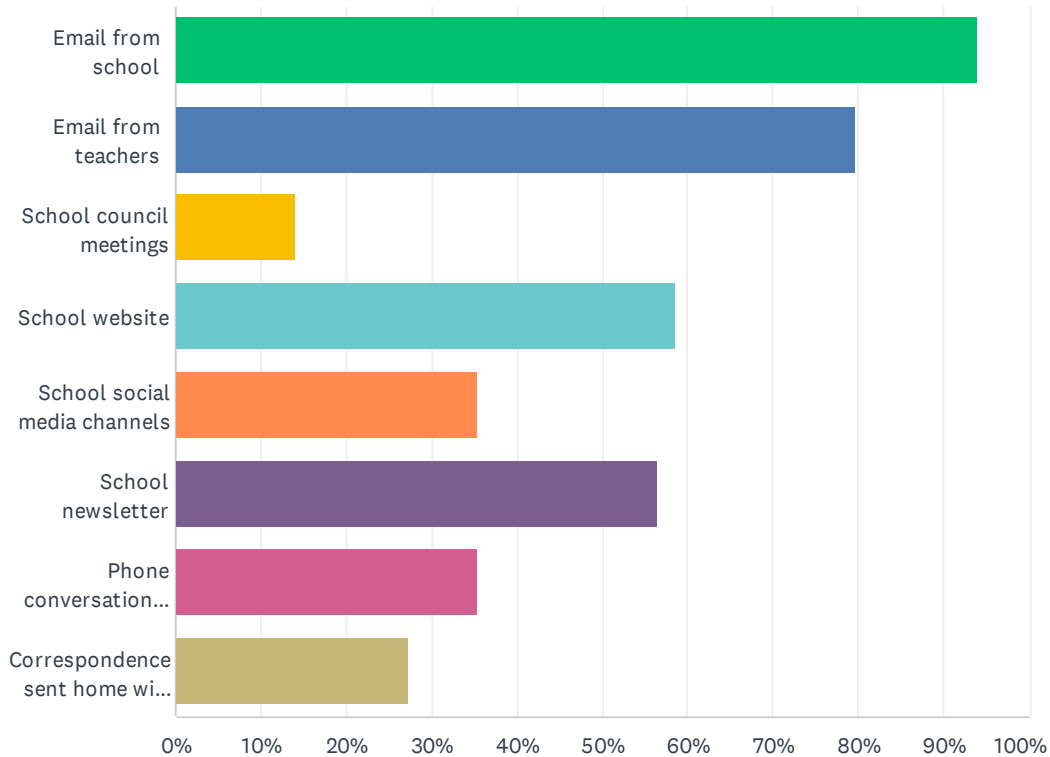
Answered: 99 Skipped: 40



ANSWER CHOICES	RESPONSES	
Keeps me fully informed	32.32%	32
Keeps me fairly well informed	36.36%	36
Keeps me adequately informed	22.22%	22
Gives me a limited amount of information	6.06%	6
I rarely receive the information I need	3.03%	3
<b>TOTAL</b>		<b>99</b>

### Q27 Do you regularly make use of the following to keep up to date on school activities, programs, etc.? Check all that apply.

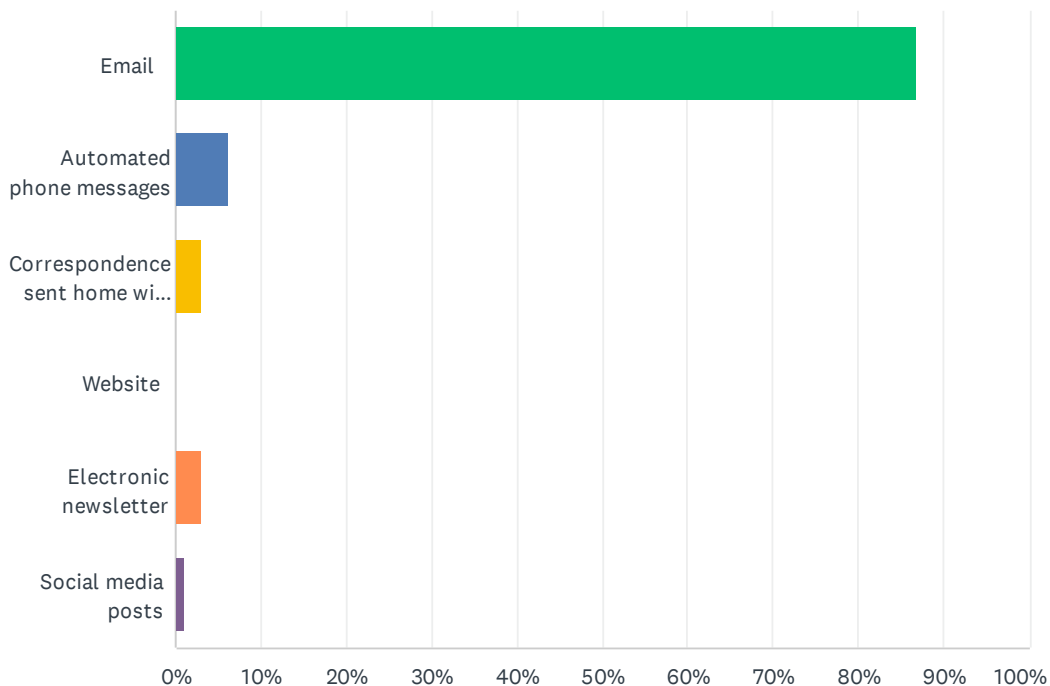
Answered: 99 Skipped: 40



ANSWER CHOICES	RESPONSES	
Email from school	93.94%	93
Email from teachers	79.80%	79
School council meetings	14.14%	14
School website	58.59%	58
School social media channels	35.35%	35
School newsletter	56.57%	56
Phone conversations with the school or teachers	35.35%	35
Correspondence sent home with my child	27.27%	27
Total Respondents: 99		

## Q28 What is your most preferred method of communication from the school and Division?

Answered: 98 Skipped: 41

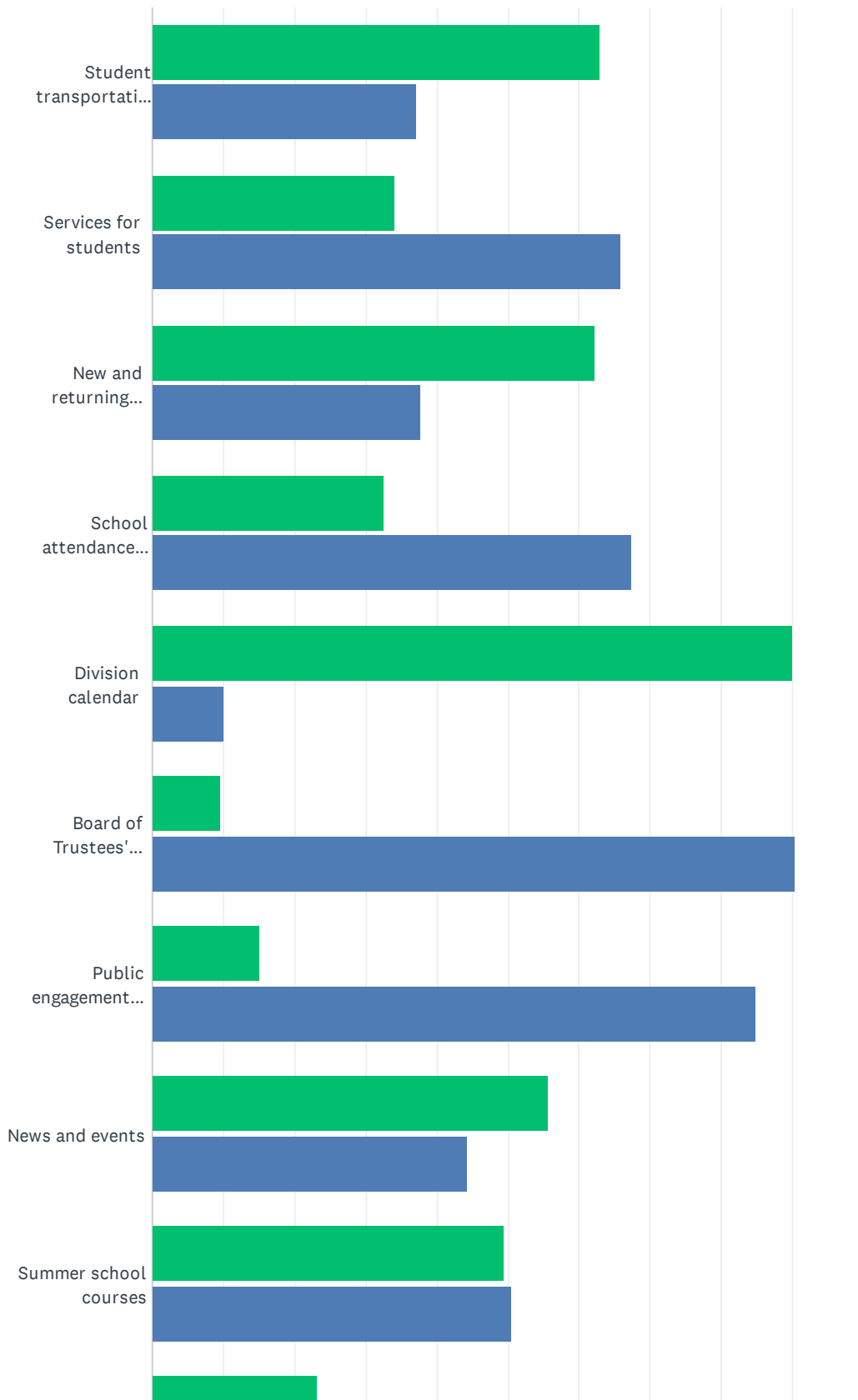


ANSWER CHOICES	RESPONSES	
Email	86.73%	85
Automated phone messages	6.12%	6
Correspondence sent home with my child	3.06%	3
Website	0.00%	0
Electronic newsletter	3.06%	3
Social media posts	1.02%	1
<b>TOTAL</b>		<b>98</b>

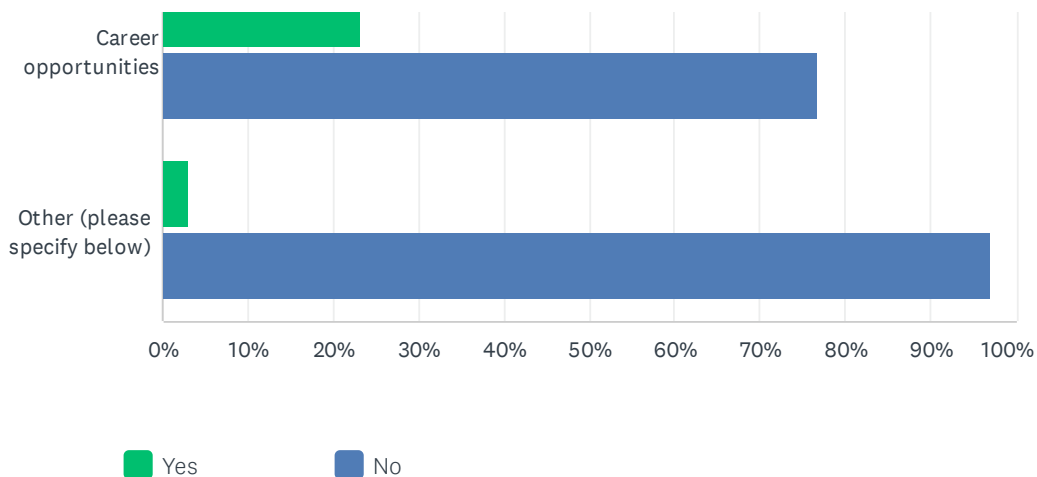


### Q29 Do you visit the Division website (www.eips.ca) for information on:

Answered: 100 Skipped: 39



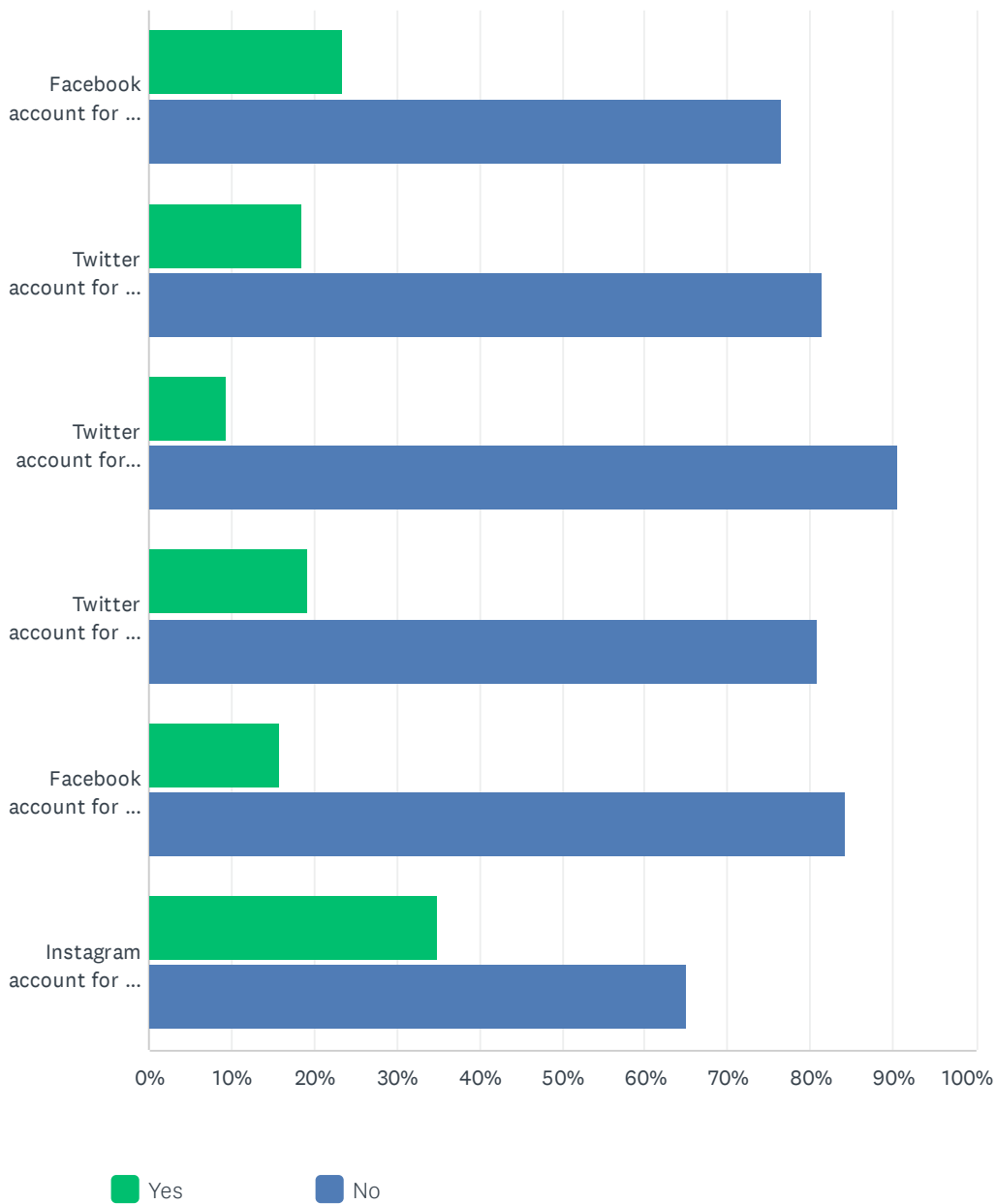
## EIPS Parent Survey 2021-22



	YES	NO	TOTAL	WEIGHTED AVERAGE
Student transportation (busing)	63.00% 63	37.00% 37	100	1.63
Services for students	34.04% 32	65.96% 62	94	1.34
New and returning student registration	62.24% 61	37.76% 37	98	1.62
School attendance boundaries	32.63% 31	67.37% 64	95	1.33
Division calendar	89.90% 89	10.10% 10	99	1.90
Board of Trustees' meetings	9.57% 9	90.43% 85	94	1.10
Public engagement initiatives	15.05% 14	84.95% 79	93	1.15
News and events	55.67% 54	44.33% 43	97	1.56
Summer school courses	49.47% 47	50.53% 48	95	1.49
Career opportunities	23.16% 22	76.84% 73	95	1.23
Other (please specify below)	2.94% 2	97.06% 66	68	1.03

### Q30 The Division and schools often share news and information on social media. Do you follow:

Answered: 99 Skipped: 40



EIPS Parent Survey 2021-22

	YES	NO	TOTAL	WEIGHTED AVERAGE
Facebook account for the Division (@ElkIslandPublicSchools)	23.47% 23	76.53% 75	98	1.23
Twitter account for the Division (@eips)	18.56% 18	81.44% 79	97	1.19
Twitter account for EIPS Student Transportation (@eipsST)	9.38% 9	90.63% 87	96	1.09
Twitter account for my child's school, if applicable	19.15% 18	80.85% 76	94	1.19
Facebook account for my child's school, if applicable	15.79% 15	84.21% 80	95	1.16
Instagram account for my child's school, if applicable	35.05% 34	64.95% 63	97	1.35