

School Education Plan

Ardrossan Junior Senior High

2025-26



School Education Plan for the 2025-26 School Year

Ardrossan Junior Senior High

SCHOOL GOAL 1

Improve Student Engagement and Achievement

Related Division Goals

- Priority 1, Goal 2: Promote Growth and Success for All Students; Success for Every Student.

Strategy

Use myBlueprint to connect student learning to future careers and educational paths.

Provide school-based professional learning focused on curriculum-aligned instruction.

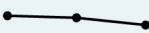
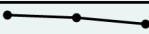



Schedule time for Professional Learning Communities during Collaborative Wednesdays to analyze student data, share best practices, and design engaging instruction.

Use a variety of assessment methods to support learning, give students helpful feedback, and provide multiple opportunities to demonstrate learning.

School Education Plan for the 2025-26 School Year

Ardrossan Junior Senior High

Measure Results

Priority	Goal	Measure	Description	2022-23	2023-24	2024-25	Trendline
P1	G2	M56	The percentage of families who agree learners find schoolwork interesting.	67.70%	66.00%	60.00%	
P1	G2	M58	The percentage of teachers, families and students who agree learners are engaged in their learning.	82.40%	80.20%	74.90%	
P1	G2	M59	The percentage of EIPS stakeholders who agree students are encouraged to do their best.	81.79%	87.14%	82.13%	
P1	G2	M60	The percentage of students, grades 9 and 12, who agree they're engaged in their learning, and the schoolwork's interesting.	50.67%	53.96%	47.92%	
P1	G2	M179	The percentage of teachers who agree learners find schoolwork interesting.	90.00%	84.60%	76.50%	

School Education Plan for the 2025-26 School Year

Ardrossan Junior Senior High

Other Measures

Percentage of students who agree that they find their school work interesting and are engaged in their learning. (EIPS survey)

Percentage of parents and students accessing PowerSchool/Google Classroom/Brightspace/myBlueprint regularly (log-in analytics).

100% of teachers use formative checks regularly.

School Education Plan for the 2025-26 School Year

Ardrossan Junior Senior High

SCHOOL GOAL 2

Strengthen a Safe, Caring, and Inclusive School Culture

Related Division Goals

- Priority 2, Goal 2: Enhance High-Quality Learning and Working Environments; Positive Learning and Working Environments.

Strategy

Develop clear expectations for behavior, attendance, and discipline and communicate them to staff, students and families.

Expand opportunities for student leadership, school spirit events, and inclusive activities.







Staff and students work together to promote respectful, inclusive behaviour.

Use restorative practices to resolve conflicts and build empathy.

School Education Plan for the 2025-26 School Year

Ardrossan Junior Senior High



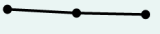



Measure Results

Priority	Goal	Measure	Description	2022-23	2023-24	2024-25	Trendline
P1	G2	M52	The percentage of teachers and families who agree students are taught the attitudes and behaviours to be successful at work and when they finish school.	71.90%	77.20%	67.90%	
P2	G2	M78	The percentage of teachers, families and students who agree students at their school model of active citizenship.	70.70%	71.00%	63.10%	
P2	G2	M79	The percentage of EIPS stakeholders who agree their/their child's school encourages learners to be responsible, respectful and engaged citizens.	74.83%	78.83%	70.04%	
P2	G2	M84	Percentage of teacher, parent and student agreement that: students are safe at school, are learning the importance of caring for others, are learning respect for others and are treated fairly in my school.	86.00%	85.70%	78.50%	
P2	G2	M85	The percentage of parents and caregivers who agree teachers care about their child.	88.50%	81.60%	63.30%	
P2	G2	M86	The percentage of students who agree their teachers care about them.	81.00%	82.05%	68.50%	

School Education Plan for the 2025-26 School Year

Ardrossan Junior Senior High

Measure Results

Priority	Goal	Measure	Description	2022-23	2023-24	2024-25	Trendline
P2	G2	M87	The percentage of EIPS staff who agree someone at work cares about me as a person.	82.35%	100.00%	88.46%	
P2	G2	M88	The percentage of EIPS stakeholders who agree staff care about students at their school.	74.32%	80.46%	73.93%	
P2	G2	M91	The percentage of EIPS stakeholders who agree their/their child's school handles discipline fairly and reasonably.	68.25%	64.88%	63.59%	
P2	G2	M92	The percentage of students, in grades 9 and 12, who agree the school expects students to behave responsibly and are dealt with fairly, if not.	62.05%	70.65%	65.49%	
P2	G2	M93	The percentage of students who agree they are safe at school.	78.50%	79.90%	75.80%	
P2	G2	M94	The percentage of EIPS stakeholders who agree their school is safe.	70.71%	77.60%	69.41%	

School Education Plan for the 2025-26 School Year

Ardrossan Junior Senior High

SCHOOL GOAL 3

Improve Meaningful Parent and Guardian Engagement in Student Learning

Related Division Goals

- Priority 3, Goal 1: Enhance Public Education Through Effective Engagement; Parent and Caregiver Engagement.

Strategy

Improve communication by streamlining use of email, newsletters, and the school website to consistently inform families of student learning, events, and school policies.

Create more opportunities for students and families to engage in school culture through events, student showcases, and recognition of diverse contributions.





Use staff, student, and family feedback to inform ongoing improvements in communication and collaboration.

Parent learning events/workshops to improve understanding of how to support learning at home.

School Education Plan for the 2025-26 School Year

Ardrossan Junior Senior High

Measure Results

Priority	Goal	Measure	Description	2022-23	2023-24	2024-25	Trendline
P3	G1	M128	The percentage of teachers, families satisfied with parental involvement in decisions about their child's education.	79.20%	75.50%	72.40%	
P3	G1	M129	The percentage of parents and caregivers who agree their family's encouraged and supported in helping their child be successful in learning.	64.40%	52.70%	46.60%	
P3	G1	M130	The percentage of EIPS stakeholders satisfied with the opportunities provided to parents and caregivers to be involved in their child's education.	69.73%	78.83%	72.54%	
P3	G2	M140	The percentage of parents and caregivers satisfied with the Division's commitment to engaging families in matters that affect public education.	63.46%	59.68%	61.33%	

School Education Plan for the 2025-26 School Year

Ardrossan Junior Senior High

Other Measures

Percentage of parents and students satisfied that the school keeps them informed about the student's progress and achievement. (EIPS survey)

Number of parents accessing PowerSchool (Login data)

Number of parents accessing myBlueprint (Login data)